

Product name

UNG antibody

Specificity

Human, Mouse, Rat; other species not tested.

Antibody description

UNG Rabbit Polyclonal antibody. Positive IHC detected in human testis tissue. Positive WB detected in human testis tissue. Observed molecular weight by Western-blot: 28kd, 34-40kd

Preparation

This antibody was obtained by immunization of UNG recombinant protein (Accession Number: NM_003362). Purification method: Antigen affinity purified.

Formulation

PBS with 0.02% sodium azide and 50% glycerol pH 7.3.

Storage

Store at -20°C. DO NOT ALIQUOT

Clonality

Polyclonal

Ig Type

Rabbit IgG

Applications


ELISA, WB, IHC

Dilutions

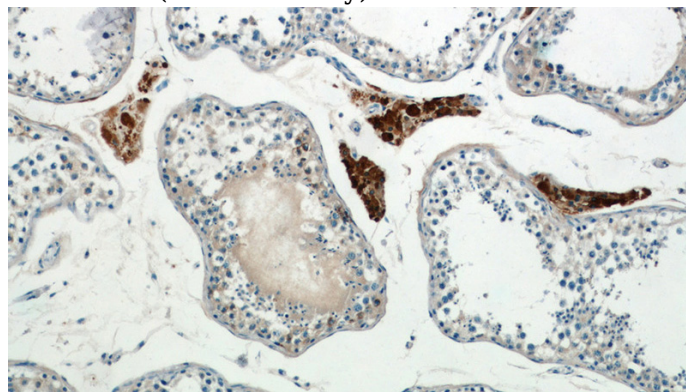
Recommended Dilution:

WB: 1:200-1:2000

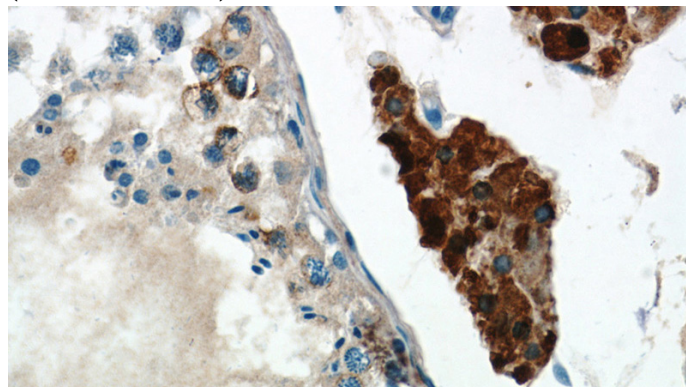
IHC: 1:20-1:200

Validations

human testis tissue were subjected to SDS PAGE followed by western blot with Catalog No:116620(UNG antibody) at dilution of 1:300



Immunohistochemistry of paraffin-embedded human testis tissue slide using Catalog No:116620(UNG Antibody) at dilution of 1:50 (under 10x lens)



Immunohistochemistry of paraffin-embedded human testis tissue slide using Catalog No:116620(UNG Antibody) at dilution of 1:50 (under 40x lens)