

HSD17B10 Polyclonal Antibody



Catalog Number: 164520

Product name

HSD17B10 Polyclonal Antibody

Specificity

Human, Mouse, Rat

Antibody description

Polyclonal antibody to HSD17B10

Preparation

Antigen: Recombinant fusion protein containing a sequence corresponding to amino acids 1-261 of human HSD17B10 (NP_004484.1).

Formulation

PBS with 0.02% sodium azide, 50% glycerol, pH7.3.

Storage

Store at -20°C. Avoid freeze / thaw cycles.

Clonality

Polyclonal

Ig Type

Rabbit IgG

Applications

WB, IHC, IF

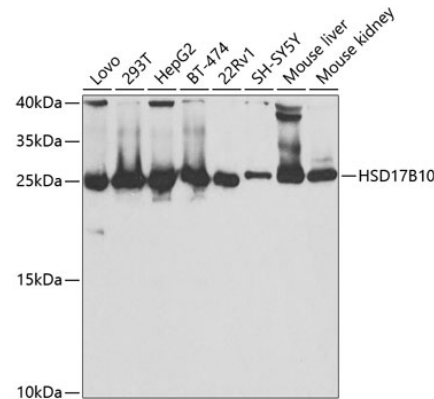
Dilutions

WB 1:500 - 1:2000

IHC 1:50 - 1:100

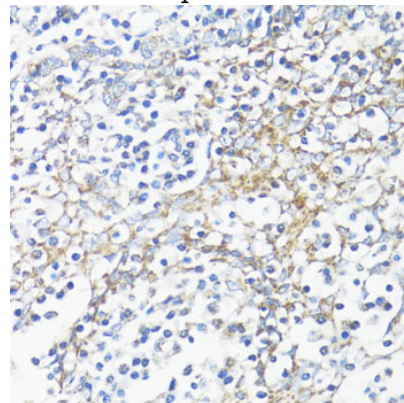
IF 1:50 - 1:100

Validations



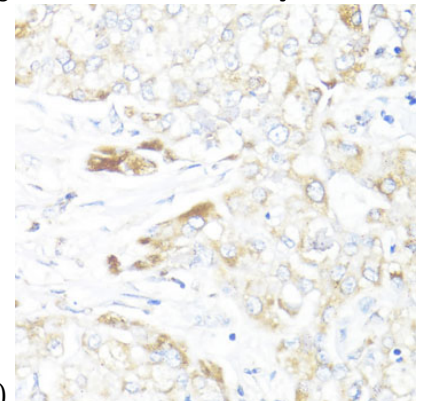
Western blot - HSD17B10 Polyclonal Antibody

Western blot analysis of extracts of various cell lines, using HSD17B10 antibody at 1:1000 dilution. Secondary antibody: HRP Goat Anti-Rabbit IgG (H+L) at 1:10000 dilution. Lysates/proteins: 25ug per lane. Blocking buffer: 3% nonfat dry milk in TBST. Detection: ECL Basic Kit. Exposure time: 30s.



Immunohistochemistry - HSD17B10 Polyclonal Antibody

Immunohistochemistry of paraffin-embedded human tonsil using HSD17B10 antibody at dilution



of 1:100 (40x lens).

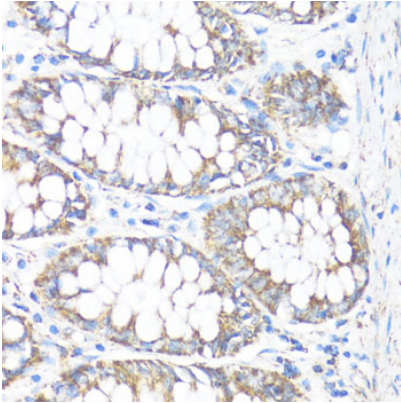
HSD17B10 Polyclonal Antibody



Catalog Number: 164520

Immunohistochemistry - HSD17B10 Polyclonal Antibody

Immunohistochemistry of paraffin-embedded human liver cancer using HSD17B10 antibody at dilution of 1:100 (40x lens).



Immunohistochemistry - HSD17B10 Polyclonal Antibody

Immunohistochemistry of paraffin-embedded human colon using HSD17B10 antibody at dilution of 1:100 (40x lens).