

DUSP22 antibody

Catalog Number: 110120

Product name

DUSP22 antibody

Specificity

Human; other species not tested.

Antibody description

DUSP22 Rabbit Polyclonal antibody. Positive WB detected in HEK-293 cells, Transfected HEK-293 cells. Positive IHC detected in human lung cancer tissue. Observed molecular weight by Western-blot: 21kd

Preparation

This antibody was obtained by immunization of Peptide (Accession Number: NM_020185). Purification method: Antigen affinity purified.

Formulation

PBS with 0.1% sodium azide and 50% glycerol pH 7.3.

Storage

Store at -20°C. DO NOT ALIQUOT

Clonality

Polyclonal

Ig Type

Rabbit IgG

Applications

ELISA, WB, IHC


Dilutions

Recommended Dilution:

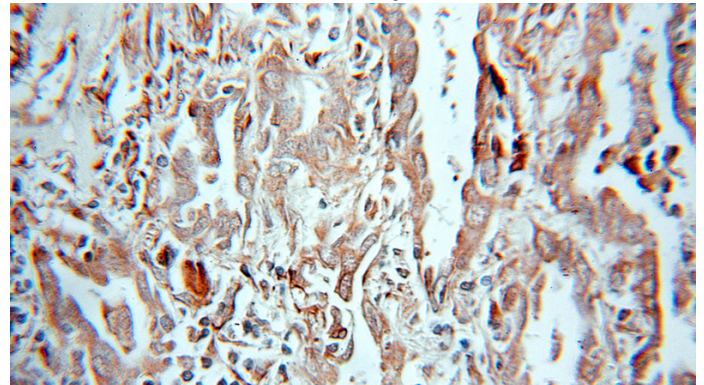
WB: 1:200-1:2000

IHC: 1:10-1:100


Validations



HEK-293 cells were subjected to SDS PAGE followed by western blot with Catalog No:110120(DUSP22 antibody) at dilution of 1:400



Immunohistochemical of paraffin-embedded human lung cancer using Catalog No:110120(DUSP22 antibody) at dilution of 1:10 (under 10x lens)



Transfected HEK-293 cells were subjected to SDS PAGE followed by western blot with Catalog No:110120(DUSP22 Antibody) at dilution of 1:1000