

# IPO4 antibody

Catalog Number: 111820

## Product name

IPO4 antibody

WB: 1:500-1:5000

IP: 1:200-1:2000

## Specificity

Human, Mouse, Rat; other species not tested.


IHC: 1:20-1:200

IF: 1:10-1:100

## Antibody description

IPO4 Rabbit Polyclonal antibody. Positive IF detected in HepG2 cells. Positive IHC detected in human colon cancer tissue. Positive IP detected in mouse testis tissue. Positive WB detected in HeLa cells, human brain tissue, mouse testis tissue. Observed molecular weight by Western-blot: 118kd

## Validations



## Preparation

This antibody was obtained by immunization of IPO4 recombinant protein (Accession Number: BC003690). Purification method: Antigen affinity purified.

HeLa cells were subjected to SDS PAGE followed by western blot with Catalog No:111820(IPO4 antibody) at dilution of 1:500

## Formulation

PBS with 0.1% sodium azide and 50% glycerol pH 7.3.

## Storage

Store at -20°C. DO NOT ALIQUOT

## Clonality

Polyclonal

## Ig Type

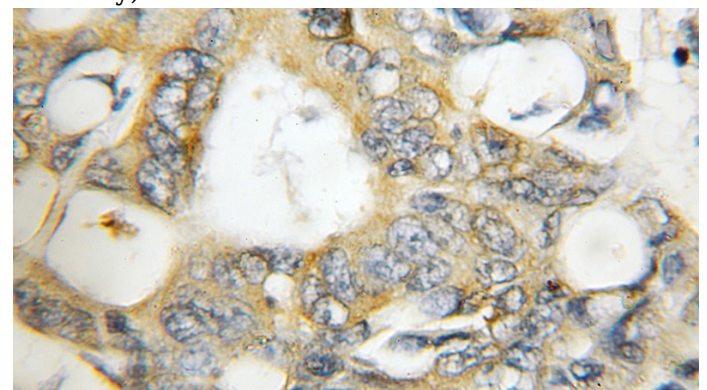
Rabbit IgG

## Applications

ELISA, WB, IHC, IF, IP

## Dilutions

Recommended Dilution:

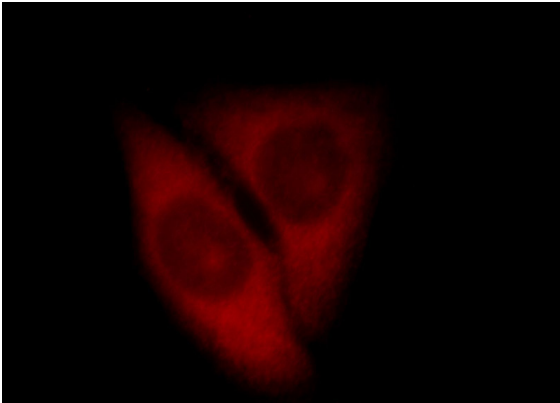


Immunohistochemical of paraffin-embedded human colon cancer using Catalog No:111820(IPO4 antibody) at dilution of 1:50 (under 10x lens)

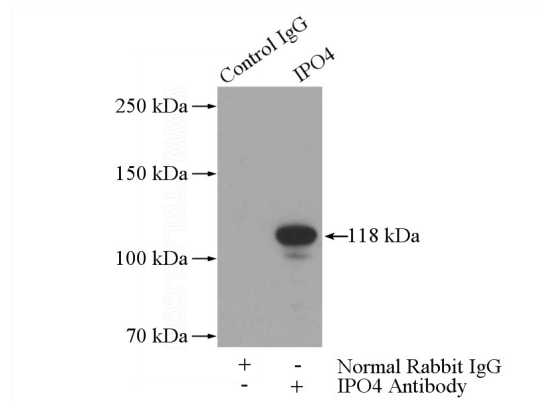
# IPO4 antibody

Catalog Number: 111820

---



Immunofluorescent analysis of HepG2 cells, using IPO4 antibody Catalog No:111820 at 1:25 dilution and Rhodamine-labeled goat anti-rabbit IgG (red).



IP Result of anti-IPO4 (IP:Catalog No:111820, 5ug; Detection:Catalog No:111820 1:500) with mouse testis tissue lysate 4000ug.