

# CNBP antibody

Catalog Number: 109420

## Product name

CNBP antibody

## Specificity

Human, Mouse; other species not tested.

## Antibody description

CNBP Rabbit Polyclonal antibody. Positive IHC detected in human ovary tissue, human brain tissue, human heart tissue, human kidney tissue, human lung tissue, human skin tissue, human spleen tissue, human testis tissue. Positive WB detected in mouse testis tissue, mouse heart tissue. Observed molecular weight by Western-blot: 20-25 kDa

## Preparation

This antibody was obtained by immunization of CNBP recombinant protein (Accession Number: NM\_001127196). Purification method: Antigen affinity purified.

## Formulation

PBS with 0.02% sodium azide and 50% glycerol pH 7.3.

## Storage

Store at -20°C. DO NOT ALIQUOT

## Clonality

Polyclonal

## Ig Type

Rabbit IgG

## Applications

ELISA, IHC, WB

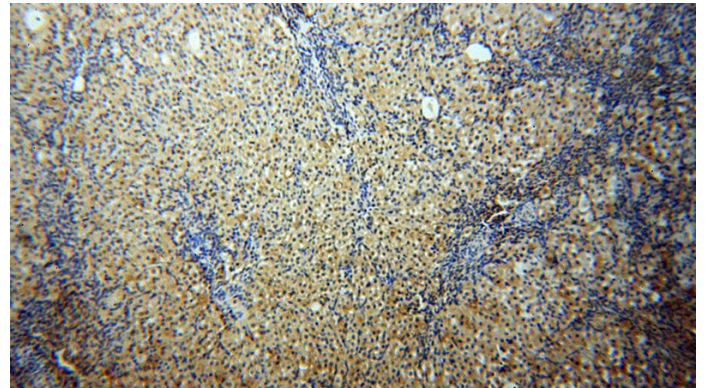
## Dilutions

Recommended Dilution:

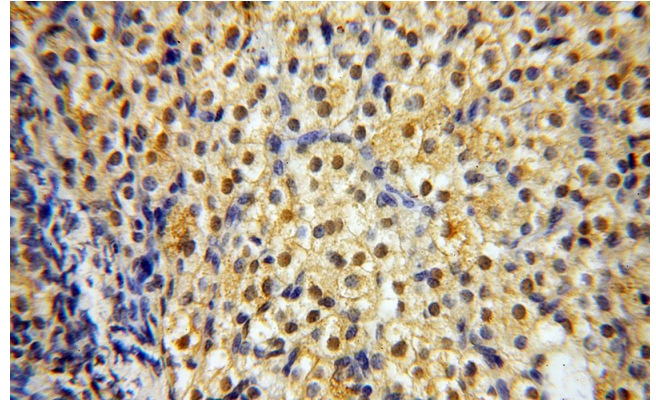
WB: 1:200-1:1000

IHC: 1:20-1:200


## Validations



Immunohistochemical of paraffin-embedded human ovary using Catalog No:109420(CNBP antibody) at dilution of 1:50 (under 10x lens)



Immunohistochemical of paraffin-embedded human ovary using Catalog No:109420(CNBP antibody) at dilution of 1:50 (under 40x lens)



# CNBP antibody



Catalog Number: 109420

---

mouse testis tissue were subjected to SDS PAGE

followed by western blot with Catalog  
No:109420(CNBP Antibody) at dilution of 1:300