

# LZTS1 antibody

Catalog Number: 112420

## Product name

LZTS1 antibody

WB: 1:1000-1:10000

IP: 1:200-1:2000

## Specificity


Human, Mouse, Rat; other species not tested.

IF: 1:10-1:100

## Antibody description

LZTS1 Rabbit Polyclonal antibody. Positive IP detected in mouse brain tissue. Positive WB detected in mouse brain tissue, HEK-293 cells, human testis tissue, Jurkat cells, mouse ovary tissue, mouse thymus tissue, PC-3 cells. Positive IF detected in HepG2 cells. Observed molecular weight by Western-blot: 67kd

## Validations



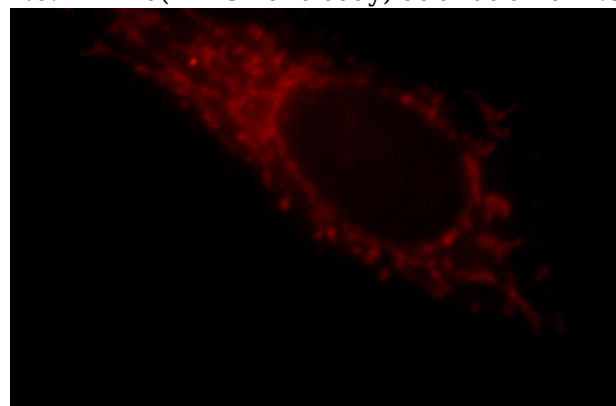
## Preparation

This antibody was obtained by immunization of LZTS1 recombinant protein (Accession Number: XM\_047421309). Purification method: Antigen affinity purified.

mouse brain tissue were subjected to SDS PAGE followed by western blot with Catalog No:112420(LZTS1 antibody) at dilution of 1:500

## Formulation

PBS with 0.02% sodium azide and 50% glycerol pH 7.3.



## Storage

Store at -20°C. DO NOT ALIQUOT

## Clonality

Polyclonal

## Ig Type

Rabbit IgG

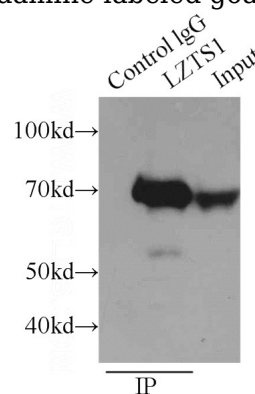
## Applications

ELISA, WB, IF, IP

## Dilutions

Recommended Dilution:

Immunofluorescent analysis of HepG2 cells, using LZTS1 antibody Catalog No:112420 at 1:25 dilution and Rhodamine-labeled goat anti-rabbit



IgG (red).

# LZTS1 antibody



Catalog Number: 112420

---

IP Result of anti-LZTS1 (IP:Catalog No:112420,

3ug; Detection:Catalog No:112420 1:500) with mouse brain tissue lysate 7500ug.