

# STRN3 Polyclonal Antibody



Catalog Number: 165020

## Product name

STRN3 Polyclonal Antibody

## Specificity

Human, Mouse, Rat

## Antibody description

Polyclonal antibody to STRN3

## Preparation

Antigen: Recombinant fusion protein containing a sequence corresponding to amino acids 200-460 of human STRN3 (NP\_001077362.1).

## Formulation

PBS with 0.02% sodium azide, 50% glycerol, pH7.3.

## Storage

Store at -20°C. Avoid freeze / thaw cycles.

## Clonality

Polyclonal

## Ig Type

Rabbit IgG

## Applications

WB, IHC, IF

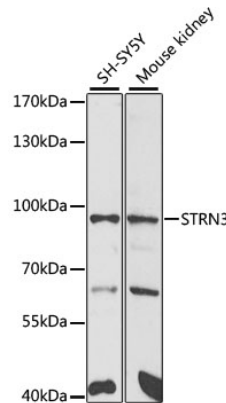
## Dilutions

WB 1:500 - 1:2000

IHC 1:100 - 1:200

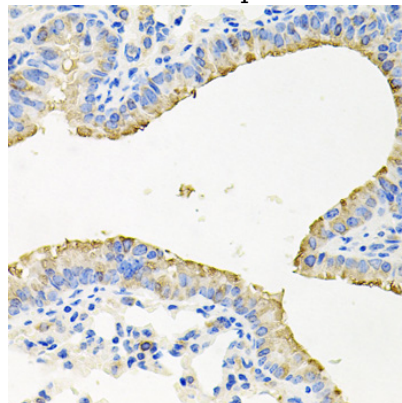
IF 1:50 - 1:100

## Validations



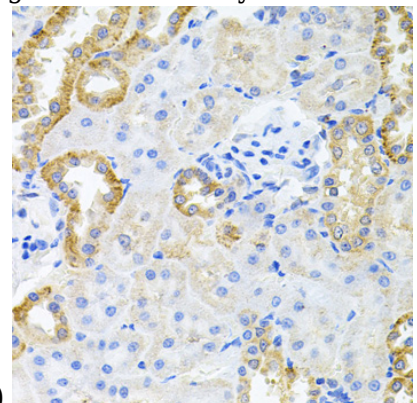
Western blot - STRN3 Polyclonal Antibody

Western blot analysis of extracts of various cell lines, using STRN3 antibody at 1:1000 dilution. Secondary antibody: HRP Goat Anti-Rabbit IgG (H+L) at 1:10000 dilution. Lysates/proteins: 25ug per lane. Blocking buffer: 3% nonfat dry milk in TBST. Detection: ECL Enhanced Kit. Exposure time: 10s.



Immunohistochemistry - STRN3 Polyclonal Antibody

Immunohistochemistry of paraffin-embedded mouse lung using STRN3 antibody at dilution of



1:100 (40x lens).

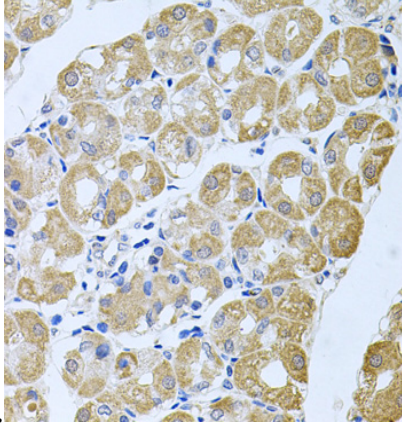
# STRN3 Polyclonal Antibody

Catalog Number: 165020

---

Immunohistochemistry - STRN3 Polyclonal Antibody

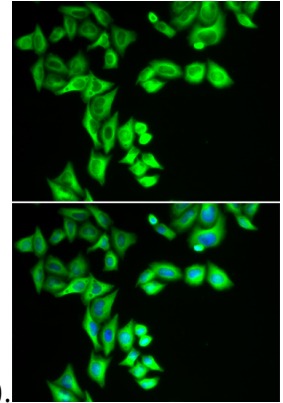
Immunohistochemistry of paraffin-embedded rat kidney using STRN3 antibody at dilution of 1:100



(40x lens).

Immunohistochemistry - STRN3 Polyclonal Antibody

Immunohistochemistry of paraffin-embedded human colon carcinoma using STRN3 antibody at



dilution of 1:100 (40x lens).

Immunohistochemistry - STRN3 Polyclonal Antibody

Immunohistochemistry of paraffin-embedded human stomach using STRN3 antibody at dilution of 1:100 (40x lens).