

# PMCA2 antibody



Catalog Number: 114020

## Product name

PMCA2 antibody

## Specificity

Human; other species not tested.

## Antibody description

PMCA2 Rabbit Polyclonal antibody. Positive WB detected in human brain tissue, HEK-293 cells. Positive IHC detected in human brain tissue. Observed molecular weight by Western-blot: 137 kDa

## Preparation

This antibody was obtained by immunization of Peptide (Accession Number: NM\_001001331). Purification method: Antigen affinity purified.

## Formulation

PBS with 0.02% sodium azide and 50% glycerol pH 7.3.

## Storage

Store at -20°C. DO NOT ALIQUOT

## Clonality

Polyclonal

## Ig Type

Rabbit IgG

## Applications

ELISA, WB, IHC


## Dilutions

Recommended Dilution:

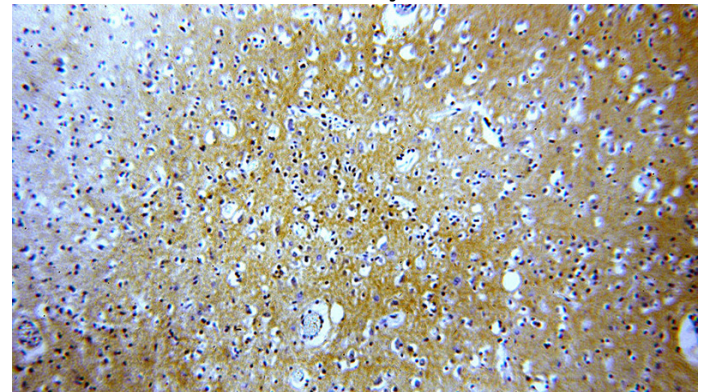
WB: 1:1000-1:10000

IHC: 1:20-1:200

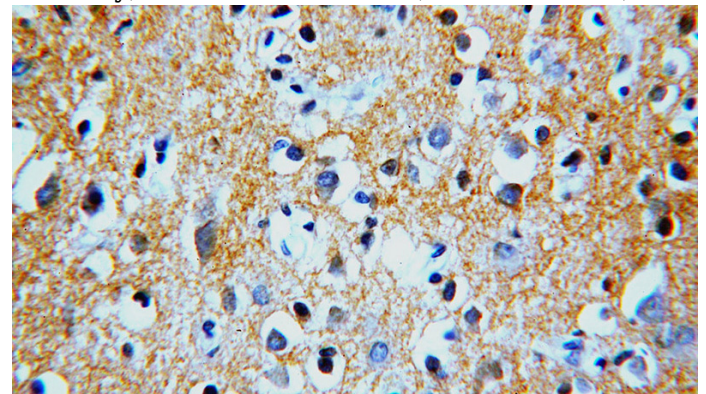
## Validations



human brain tissue were subjected to SDS PAGE followed by western blot with Catalog No:114020(ATP2B2 antibody) at dilution of 1:500



Immunohistochemical of paraffin-embedded human brain using Catalog No:114020(ATP2B2 antibody) at dilution of 1:100 (under 10x lens)



Immunohistochemical of paraffin-embedded human brain using Catalog No:114020(ATP2B2 antibody) at dilution of 1:100 (under 40x lens)