

# ACTN2 antibody

Catalog Number: 107710

## Product name

ACTN2 antibody

WB: 1:500-1:5000

IP: 1:500-1:5000

## Specificity

Human, Mouse, Rat; other species not tested.


IHC: 1:20-1:200

IF: 1:20-1:200

## Antibody description

ACTN2 Rabbit Polyclonal antibody. Positive WB detected in HeLa cells, mouse lung tissue, mouse skeletal muscle tissue. Positive IP detected in HeLa cells. Positive IHC detected in human heart tissue. Positive IF detected in NIH/3T3 cells. Observed molecular weight by Western-blot: 103 kDa

## Validations



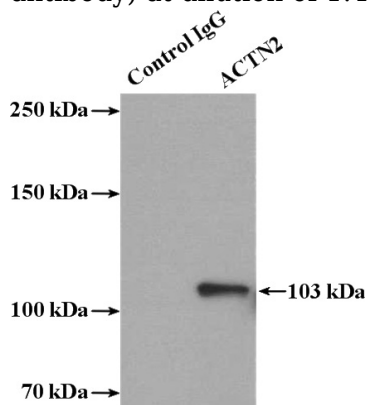
## Preparation

This antibody was obtained by immunization of ACTN2 recombinant protein (Accession Number: NM\_001103). Purification method: Antigen affinity purified.

HeLa cells were subjected to SDS PAGE followed by western blot with Catalog No:107710(ACTN2 antibody) at dilution of 1:400

## Formulation

PBS with 0.02% sodium azide and 50% glycerol pH 7.3.



## Storage

Store at -20°C. DO NOT ALIQUOT

## Clonality

Polyclonal

## Ig Type

Rabbit IgG

## Applications

ELISA, WB, IP, IF, IHC

## Dilutions

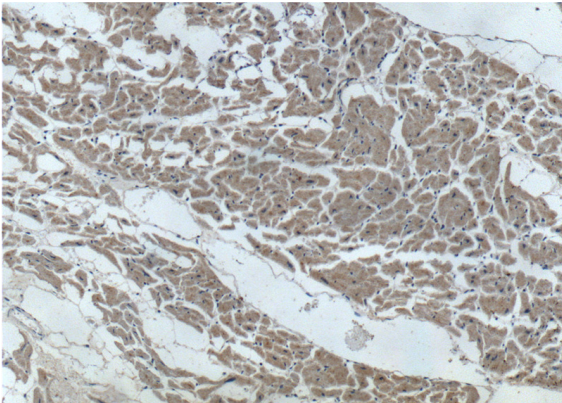
Recommended Dilution:

IP Result of anti-ACTN2 (IP:Catalog No:107710, 4ug; Detection:Catalog No:107710 1:1000) with HeLa cells lysate 1080ug.

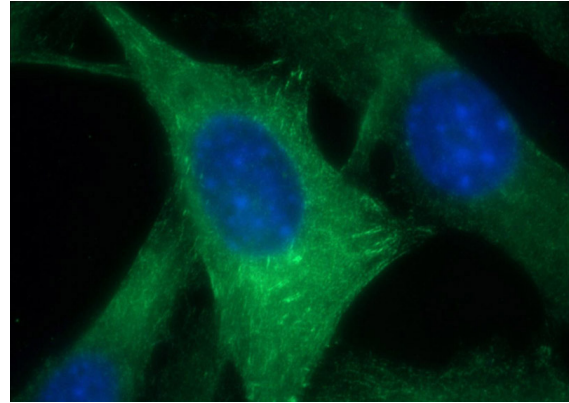
# ACTN2 antibody

Catalog Number: 107710

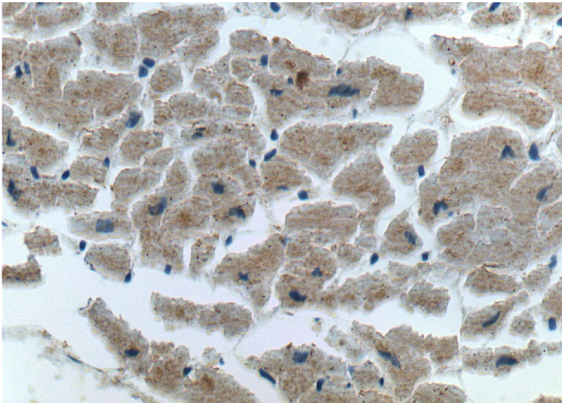
---



Immunohistochemistry of paraffin-embedded human heart tissue slide using Catalog No:107710(ACTN2 Antibody) at dilution of 1:200 (under 40x lens).



Immunofluorescent analysis of (-20oc Ethanol) fixed NIH/3T3 cells using Catalog No:107710(ACTN2 Antibody) at dilution of 1:50 and Alexa Fluor 488-conjugated AffiniPure Goat Anti-Rabbit IgG(H+L)



Immunohistochemistry of paraffin-embedded human heart tissue slide using Catalog No:107710(ACTN2 Antibody) at dilution of 1:200 (under 10x lens).