

Anti-CD45 Mouse antibody

Catalog Number: 168510

Product name

Anti-CD45 Mouse antibody

Specificity

Human

Antibody description

CD45 Mouse monoclonal antibody

Preparation

Antigen: Purified recombinant fragment of human PTPRC (AA: 928-989) expressed in E. Coli.

Formulation

Purified antibody in PBS with 0.05% sodium azide

Storage

Store at 4°C short term. Store at -20°C long term. Avoid freeze / thaw cycle.

Clonality

Monoclonal

Ig Type

Mouse IgG1

Applications

WB, IHC-P

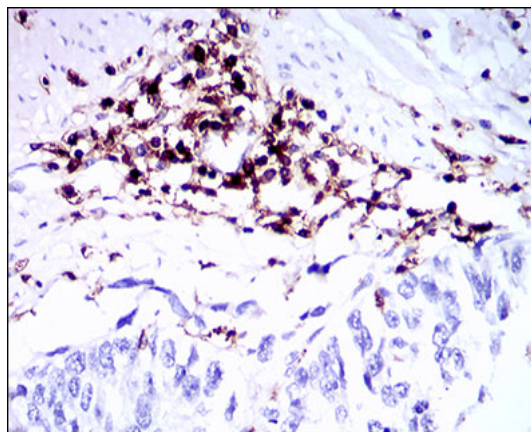
Dilutions

WB: 1/500 - 1/2000

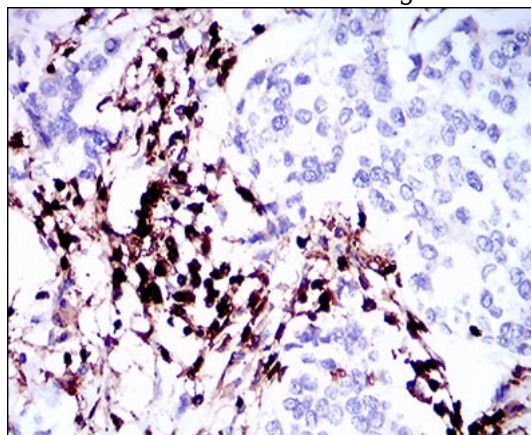
IHC: 1/200 - 1/1000

ELISA: 1/10000

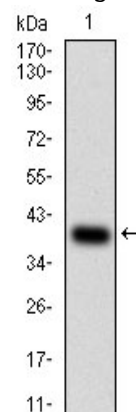
Validations



Immunohistochemical analysis of paraffin-embedded esophageal cancer tissues using PTPRC mouse mAb with DAB staining.



Immunohistochemical analysis of paraffin-embedded breast cancer tissues using PTPRC mouse mAb with DAB staining.

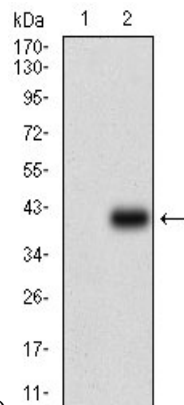


mouse mAb with DAB staining.

Western blot analysis using PTPRC mAb against human PTPRC (AA: 928-989) recombinant protein.

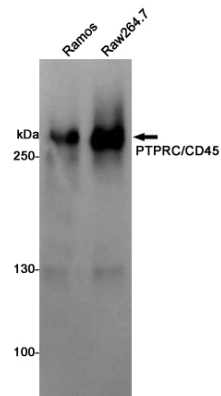
Anti-CD45 Mouse antibody

Catalog Number: 168510



(Expected MW is 33 kDa)

Western blot analysis using PTPRC mAb against HEK293 (1) and PTPRC (AA: 928-989)-hIgGfc transfected HEK293 (2) cell lysate.



Western blot detection of Anti-PTPRC Mouse mAb in Ramos, Raw264.7 cell lysates using Anti-PTPRC Mouse mAb (1:1000 diluted). Predicted band size: 147.3 kDa. Observed band size: 180 to 240 kDa.