

# UBC9 antibody

Catalog Number: 116510

## Product name

UBC9 antibody

## Specificity

Human, Mouse; other species not tested.

## Antibody description

UBC9 Rabbit Polyclonal antibody. Positive WB detected in mouse thymus tissue. Positive IP detected in mouse heart tissue. Positive IHC detected in human prostate cancer tissue. Observed molecular weight by Western-blot: 18kd

## Preparation

This antibody was obtained by immunization of Peptide (Accession Number: BC051289). Purification method: Antigen affinity purified.

## Formulation

PBS with 0.1% sodium azide and 50% glycerol pH 7.3.

## Storage

Store at -20°C. DO NOT ALIQUOT

## Clonality

Polyclonal

## Ig Type

Rabbit IgG

## Applications

ELISA, WB, IHC, IP


## Dilutions

Recommended Dilution:

WB: 1:1000-1:10000

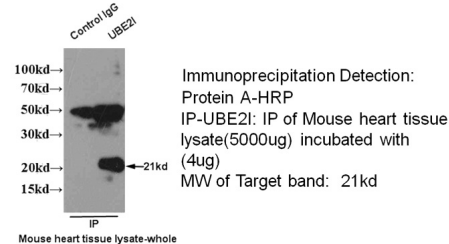
IP: N/AIHC: 1:20-1:200

## Validations

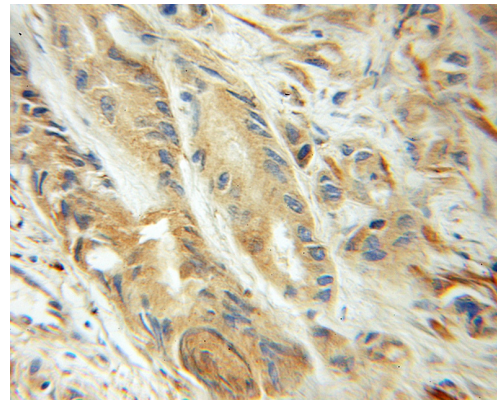


mouse thymus tissue were subjected to SDS PAGE followed by western blot with Catalog No:116510(UBC9 antibody) at dilution of 1:500

IP & WB of with Mouse heart tissue



IP result of anti-UBE2I (Catalog No:116510 for IP and Detection) with mouse heart tissue lysate.



Immunohistochemical of paraffin-embedded human prostate cancer using Catalog No:116510(UBC9 antibody) at dilution of 1:100 (under 10x lens)