

Cadherin-7 antibody



Catalog Number: 108810

Product name

Cadherin-7 antibody

Specificity

Human, Mouse, Rat; other species not tested.

Antibody description

Cadherin-7 Rabbit Polyclonal antibody. Positive WB detected in A549 cells. Positive IHC detected in human prostate cancer tissue. Observed molecular weight by Western-blot: 87kd

Preparation

This antibody was obtained by immunization of Cadherin-7 recombinant protein (Accession Number: NM_001317214). Purification method: Antigen affinity purified.

Formulation

PBS with 0.02% sodium azide and 50% glycerol pH 7.3.

Storage

Store at -20°C. DO NOT ALIQUOT

Clonality

Polyclonal

Ig Type

Rabbit IgG

Applications

ELISA, WB, IHC

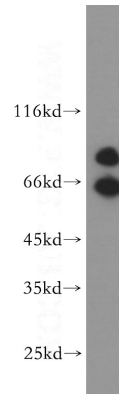
Dilutions

Recommended Dilution:

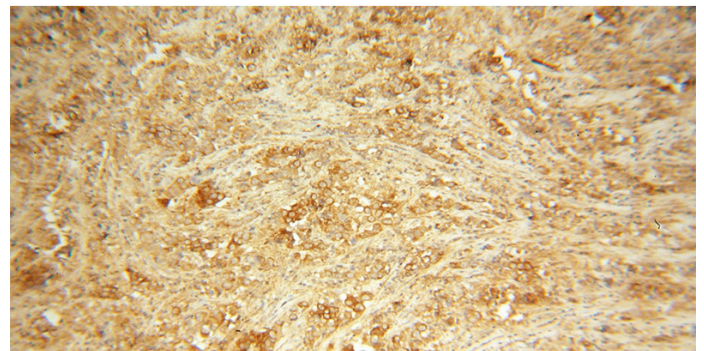
WB: 1:500-1:5000

IHC: 1:20-1:200

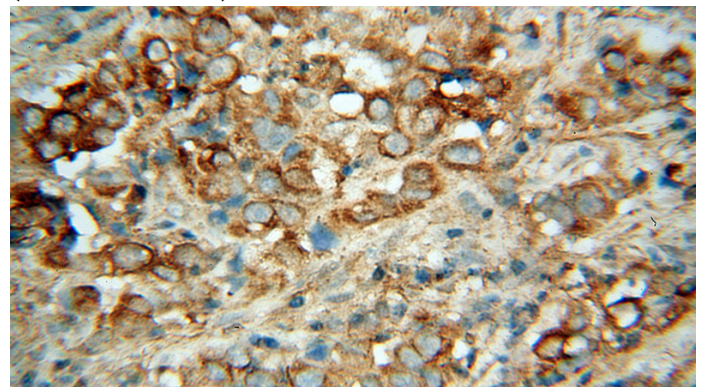
Validations



A549 cells were subjected to SDS PAGE followed by western blot with Catalog No:108810(CDH7 antibody) at dilution of 1:400



Immunohistochemical of paraffin-embedded human prostate cancer using Catalog No:108810(CDH7 antibody) at dilution of 1:50 (under 10x lens)



Immunohistochemical of paraffin-embedded human prostate cancer using Catalog No:108810(CDH7 antibody) at dilution of 1:50 (under 40x lens)