

AMPK gamma 1 antibody



Catalog Number: 108010

Product name

AMPK gamma 1 antibody

Specificity

Human, Mouse, Rat; other species not tested.

Antibody description

AMPK gamma 1 Rabbit Polyclonal antibody. Positive IHC detected in human testis tissue, human skeletal muscle tissue. Positive WB detected in K-562 cells, HeLa cells, Jurkat cells. Observed molecular weight by Western-blot: 35-38 kDa

Preparation

This antibody was obtained by immunization of AMPK gamma 1 recombinant protein (Accession Number: NM_002733). Purification method: Antigen affinity purified.

Formulation

PBS with 0.1% sodium azide and 50% glycerol pH 7.3.

Storage

Store at -20°C. DO NOT ALIQUOT

Clonality

Polyclonal

Ig Type

Rabbit IgG

Applications

ELISA, WB, IHC


Dilutions

Recommended Dilution:

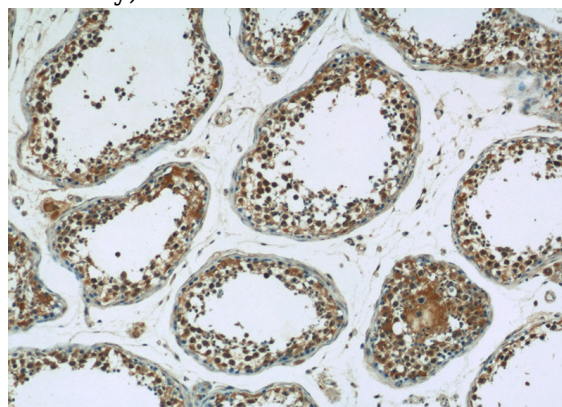
WB: 1:500-1:5000

IHC: 1:20-1:200

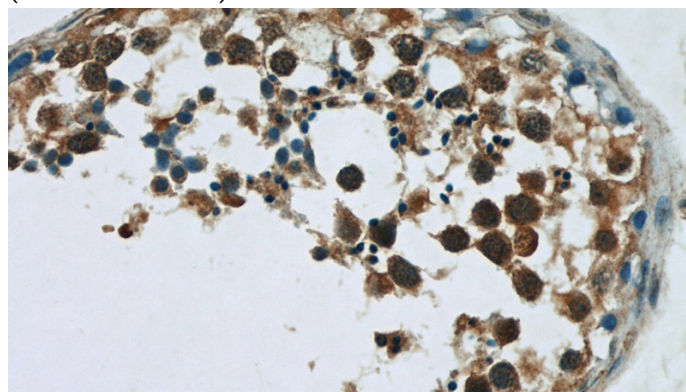
Validations



K-562 cells were subjected to SDS PAGE followed by western blot with Catalog No:108010(PRKAG1 Antibody) at dilution of 1:1000



Immunohistochemistry of paraffin-embedded human testis tissue slide using Catalog No:108010(PRKAG1 Antibody) at dilution of 1:50 (under 10x lens)



Immunohistochemistry of paraffin-embedded human testis tissue slide using Catalog No:108010(PRKAG1 Antibody) at dilution of 1:50

AMPK gamma 1 antibody



Catalog Number: 108010

(under 40x lens)