

SCNN1A antibody



Catalog Number: 115010

Product name

SCNN1A antibody

Specificity

Human, Mouse, Rat; other species not tested.

Antibody description

SCNN1A Rabbit Polyclonal antibody. Positive IHC detected in human kidney tissue. Positive WB detected in human brain tissue. Observed molecular weight by Western-blot: 60 kDa, 83 kDa

Preparation

This antibody was obtained by immunization of SCNN1A recombinant protein (Accession Number: BC006526). Purification method: Antigen affinity purified.

Formulation

PBS with 0.1% sodium azide and 50% glycerol pH 7.3.

Storage

Store at -20°C. DO NOT ALIQUOT

Clonality

Polyclonal

Ig Type

Rabbit IgG

Applications

ELISA, WB, IHC


Dilutions

Recommended Dilution:

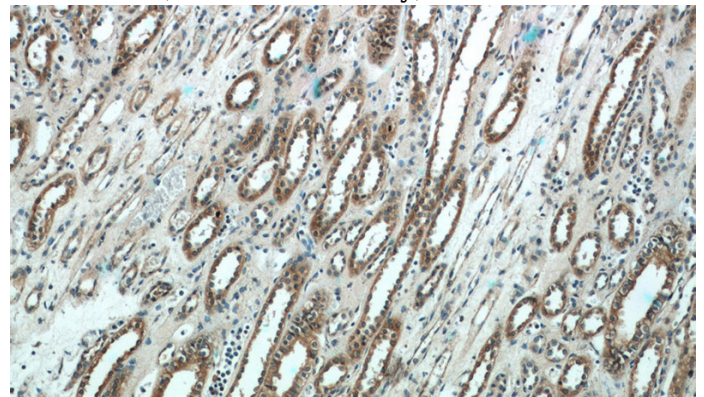
WB: 1:200-1:2000

IHC: 1:20-1:200

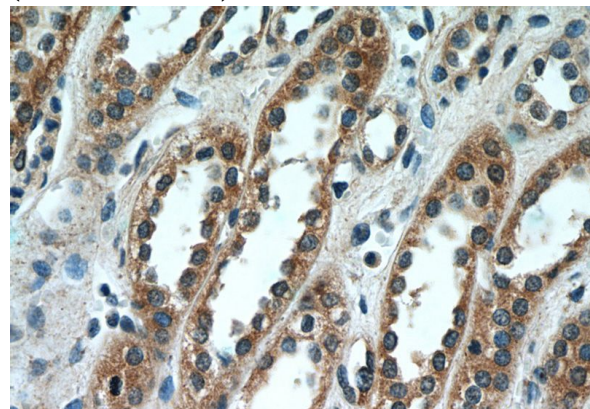
Validations



human brain tissue were subjected to SDS PAGE followed by western blot with Catalog No:115010(SCNN1A antibody) at dilution of 1:500



Immunohistochemistry of paraffin-embedded human kidney tissue slide using Catalog No:115010(SCNN1A Antibody) at dilution of 1:50 (under 10x lens)



Immunohistochemistry of paraffin-embedded human kidney tissue slide using Catalog No:115010(SCNN1A Antibody) at dilution of 1:50 (under 40x lens)