

MUS81 antibody



Catalog Number: 112900

Product name

MUS81 antibody

IHC: 1:10-1:100

IF: 1:20-1:200

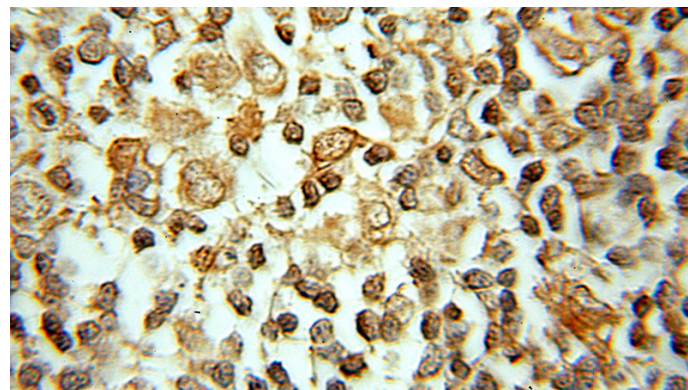
Specificity

Human, Mouse, Rat; other species not tested.

Validations

Antibody description

MUS81 Rabbit Polyclonal antibody. Positive WB detected in NIH/3T3 cells. Positive IF detected in MCF-7 cells. Positive IHC detected in human lymphoma tissue. Observed molecular weight by Western-blot: 52-72 kDa



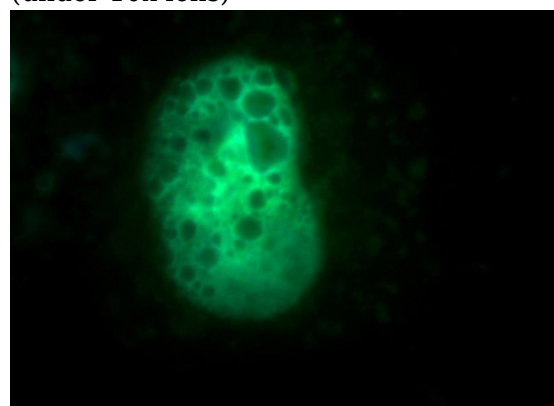
Preparation

This antibody was obtained by immunization of MUS81 recombinant protein (Accession Number: NM_025128). Purification method: Antigen affinity purified.

Immunohistochemical of paraffin-embedded human lymphoma using Catalog No:112900(MUS81 antibody) at dilution of 1:10 (under 10x lens)

Formulation

PBS with 0.1% sodium azide and 50% glycerol pH 7.3.



Storage

Store at -20°C. DO NOT ALIQUOT

Clonality

Polyclonal

Ig Type

Rabbit IgG

Applications

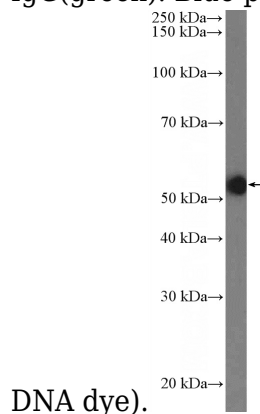
ELISA, IHC, IF, WB

Dilutions

Recommended Dilution:

WB: 1:500-1:5000

Immunofluorescent analysis of MCF-7 cells, using MUS81 antibody Catalog No:112900 at 1:50 dilution and FITC-labeled donkey anti-rabbit IgG(green). Blue pseudocolor = DAPI (fluorescent



MUS81 antibody



Catalog Number: 112900

NIH/3T3 cells were subjected to SDS PAGE

followed by western blot with Catalog
No:112900(MUS81 Antibody) at dilution of 1:1000