

# Anti-Smad3 Mouse antibody



Catalog Number: 168500

## Product name

Anti-Smad3 Mouse antibody

## Specificity

Human, Mouse

## Antibody description

Smad3 Mouse monoclonal antibody

## Preparation

Antigen: Purified recombinant fragment of human SMAD3 expressed in E. Coli.

## Formulation

Ascitic fluid containing 0.03% sodium azide.

## Storage

Store at 4°C short term. Store at -20°C long term. Avoid freeze / thaw cycle.

## Clonality

Monoclonal

## Ig Type

Mouse IgG1

## Applications

WB, ICC/IF

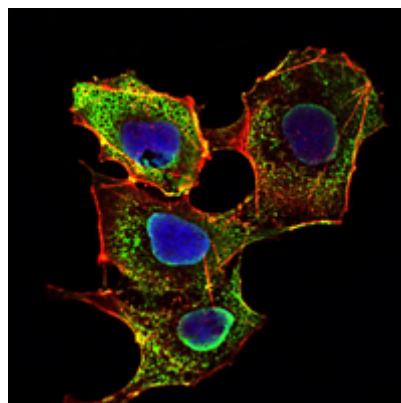
## Dilutions

WB: 1/500 - 1/2000

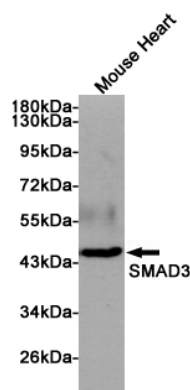
ICC: 1/200 - 1/1000

ELISA: 1/10000

## Validations

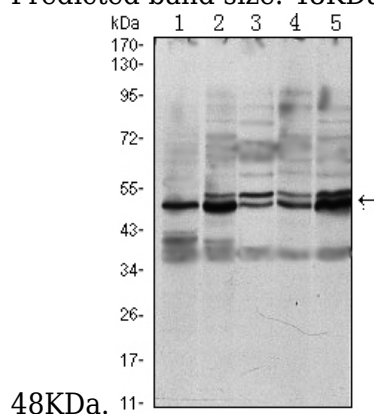


Immunofluorescence analysis of NIH/3T3 cells using SMAD3 mouse mAb (green). Blue



Western blot analysis of extract from mouse heart using Smad3 Mouse mAb at 1:1000 dilution.

Predicted band size: 48KDa. Observed band size:



Western blot analysis using SMAD3 mouse mAb against A549 (1), Hela (2), Jurkat (3), PC-2 (4) and NIH/3T3 (5) cell lysate.