

# VSIG1 antibody

Catalog Number: 116800

## Product name

VSIG1 antibody

WB: 1:500-1:5000

IHC: 1:20-1:200

## Specificity

Human; other species not tested.

## Antibody description

VSIG1 Rabbit Polyclonal antibody. Positive WB detected in human stomach tissue. Positive IHC detected in human testis tissue, human kidney tissue, human placenta tissue, human skin tissue, human spleen tissue, human stomach tissue. Observed molecular weight by Western-blot: 65-70kd

## Preparation

This antibody was obtained by immunization of VSIG1 recombinant protein (Accession Number: NM\_182607). Purification method: Antigen affinity purified.

## Formulation

PBS with 0.02% sodium azide and 50% glycerol pH 7.3.

## Storage

Store at -20°C. DO NOT ALIQUOT

## Clonality

Polyclonal

## Ig Type

Rabbit IgG


## Applications

ELISA, WB, IHC

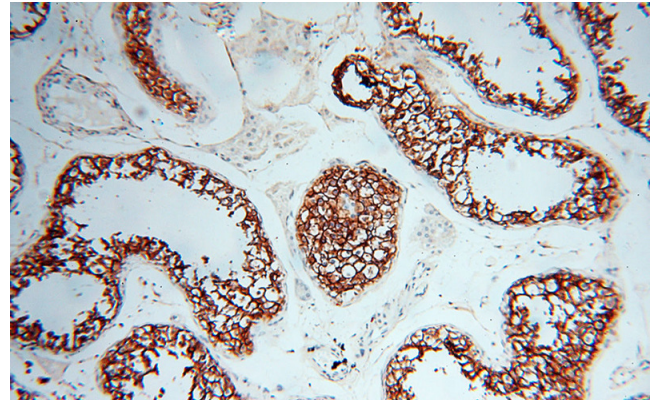
## Dilutions

Recommended Dilution:

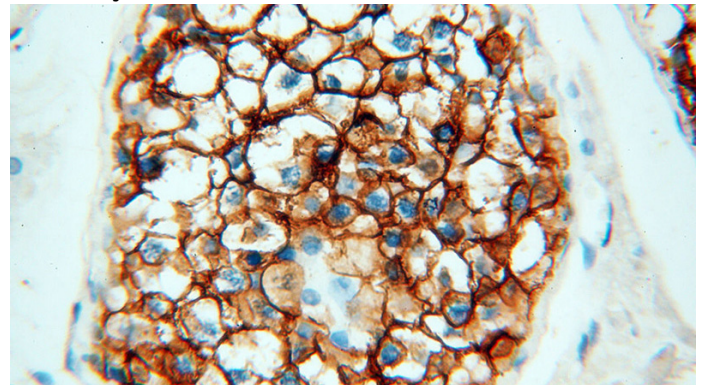
## Validations



human stomach tissue were subjected to SDS PAGE followed by western blot with Catalog No:116800(VSIG1 antibody) at dilution of 1:1500



Immunohistochemical of paraffin-embedded human testis using Catalog No:116800(VSIG1 antibody) at dilution of 1:100 (under 10x lens)



Immunohistochemical of paraffin-embedded human testis using Catalog No:116800(VSIG1

# VSIG1 antibody



Catalog Number: 116800

---

antibody) at dilution of 1:100 (under 40x lens)