

# Cytokeratin 17 antibody



Catalog Number: 109797

## Product name

Cytokeratin 17 antibody

IHC: 1:20-1:200

IF: 1:20-1:200


## Specificity

Human, Mouse; other species not tested.

## Antibody description

Cytokeratin 17 Rabbit Polyclonal antibody. Positive IF detected in HeLa cells. Positive IHC detected in human cervical cancer tissue. Positive WB detected in HeLa cells, MCF-7 cells. Observed molecular weight by Western-blot: 48 kDa

## Validations



## Preparation

This antibody was obtained by immunization of Cytokeratin 17 recombinant protein (Accession Number: NM\_000422). Purification method: Antigen affinity purified.

HeLa cells were subjected to SDS PAGE followed by western blot with Catalog No:109797(KRT17 antibody) at dilution of 1:2000

## Formulation

PBS with 0.02% sodium azide and 50% glycerol pH 7.3.

## Storage

Store at -20°C. DO NOT ALIQUOT

## Clonality

Polyclonal

## Ig Type

Rabbit IgG

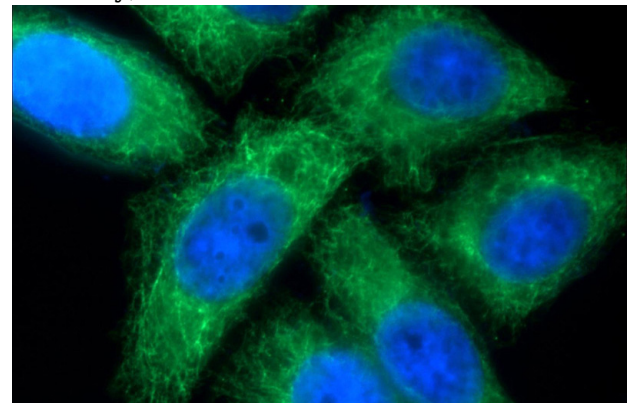
## Applications

ELISA, WB, IHC, IF

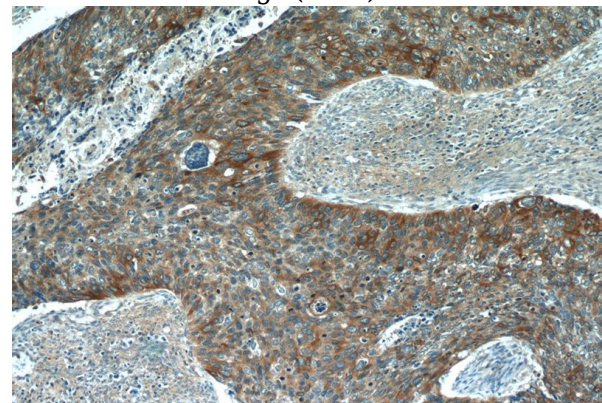
## Dilutions

Recommended Dilution:

WB: 1:1000-1:10000



Immunofluorescent analysis of HeLa cells using Catalog No:109797(KRT17 Antibody) at dilution of 1:50 and Alexa Fluor 488-conjugated AffiniPure Goat Anti-Rabbit IgG(H+L)



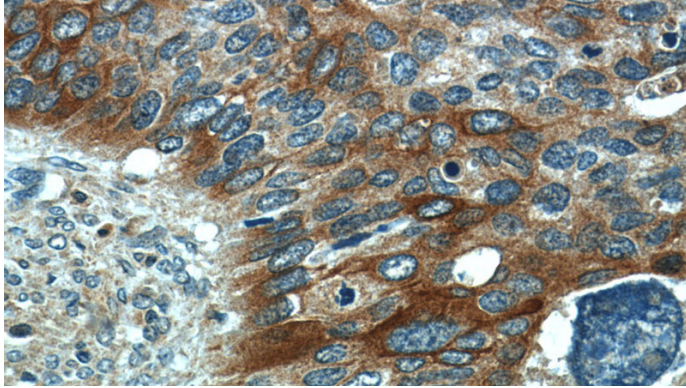
Immunohistochemistry of paraffin-embedded

# Cytokeratin 17 antibody

Catalog Number: 109797

---

human cervical cancer tissue slide using Catalog No:109797(KRT17 Antibody) at dilution of 1:50 (under 10x lens)



Immunohistochemistry of paraffin-embedded human cervical cancer tissue slide using Catalog No:109797(KRT17 Antibody) at dilution of 1:50 (under 40x lens)