

ADO antibody

Catalog Number: 107797

Product name

ADO antibody

Specificity

human, mouse, rat; other species not tested.

Antibody description

ADO Rabbit Polyclonal antibody. Positive WB detected in human brain tissue. Positive IHC detected in human brain. Observed molecular weight by Western-blot: 28kd-30kd

Preparation

This antibody was obtained by immunization of ADO recombinant protein (Accession Number: NM_032804). Purification method: Antigen affinity purified.

Formulation

PBS with 0.02% sodium azide and 50% glycerol pH 7.3.

Storage

Store at -20°C. DO NOT ALIQUOT

Clonality

Polyclonal

Ig Type

Rabbit IgG

Applications

ELISA, WB, IHC


Dilutions

Recommended Dilution:

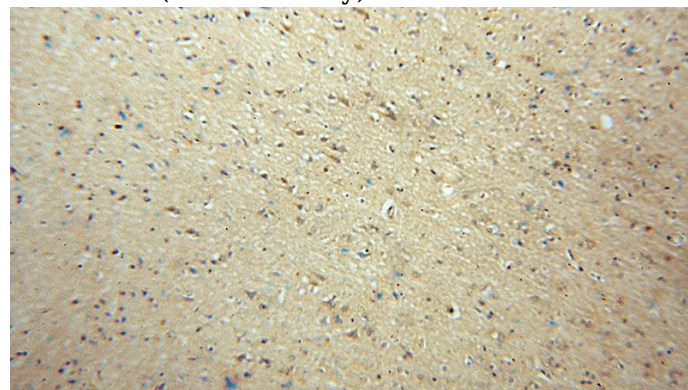
WB: 1:200-1:2000

IHC: 1:20-1:200

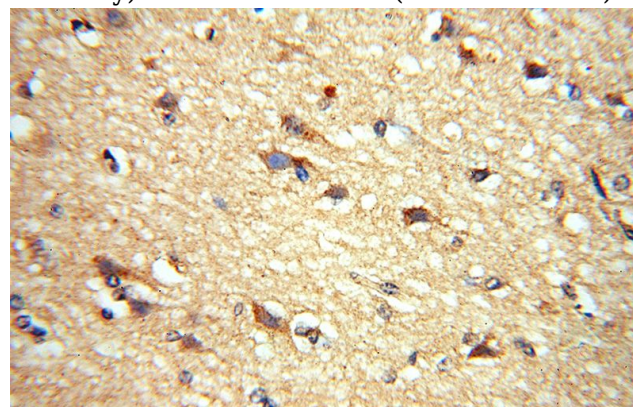
Validations



human brain tissue were subjected to SDS PAGE followed by western blot with Catalog No:107797(ADO antibody) at dilution of 1:300



Immunohistochemical of paraffin-embedded human brain using Catalog No:107797(ADO antibody) at dilution of 1:50 (under 10x lens)



Immunohistochemical of paraffin-embedded human brain using Catalog No:107797(ADO antibody) at dilution of 1:50 (under 40x lens)