

WNT1 Polyclonal Antibody



Catalog Number: 163797

Product name

WNT1 Polyclonal Antibody

Specificity

Human, Mouse, Rat

Antibody description

Polyclonal antibody to WNT1

Preparation

Antigen: Recombinant fusion protein containing a sequence corresponding to amino acids 231-370 of human WNT1 (NP_005421.1).

Formulation

PBS with 0.02% sodium azide, 50% glycerol, pH7.3.

Storage

Store at -20°C. Avoid freeze / thaw cycles.

Clonality

Polyclonal

Ig Type

Rabbit IgG

Applications

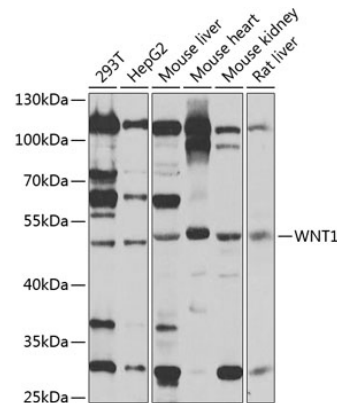
WB, IHC

Dilutions

WB 1:1000 - 1:4000

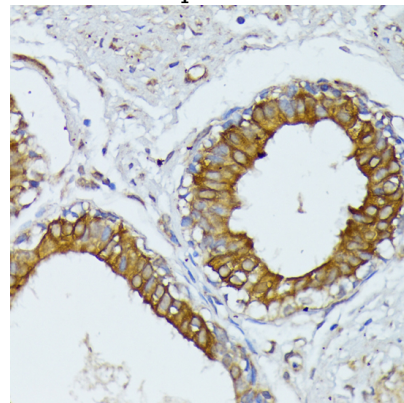
IHC 1:50 - 1:200

Validations



Western blot - WNT1 Polyclonal Antibody

Western blot analysis of extracts of various cell lines, using WNT1 antibody at 1:1000 dilution. Secondary antibody: HRP Goat Anti-Rabbit IgG (H+L) at 1:10000 dilution. Lysates/proteins: 25ug per lane. Blocking buffer: 3% nonfat dry milk in TBST. Detection: ECL Basic Kit. Exposure time: 10s.



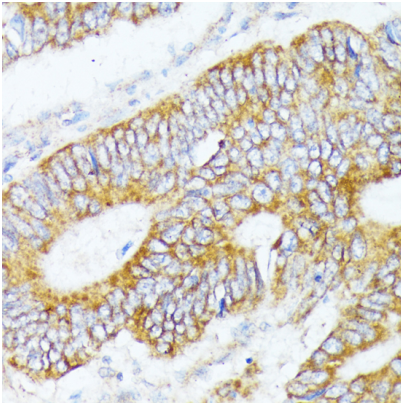
Immunohistochemistry - WNT1 Polyclonal Antibody

Immunohistochemistry of paraffin-embedded human mammary cancer using WNT1 antibody at dilution of 1:100 (40x lens).

WNT1 Polyclonal Antibody

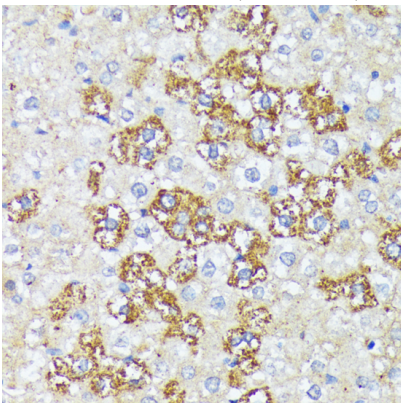


Catalog Number: 163797



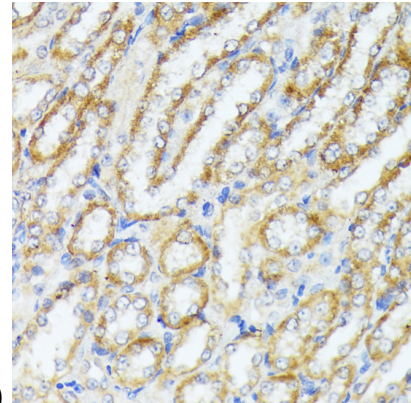
Immunohistochemistry - WNT1 Polyclonal Antibody

Immunohistochemistry of paraffin-embedded human colon carcinoma using WNT1 antibody at dilution of 1:100 (40x lens).



Immunohistochemistry - WNT1 Polyclonal Antibody

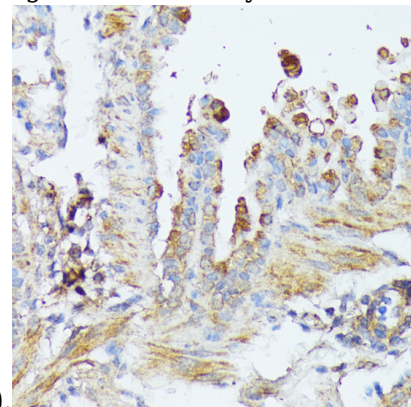
Immunohistochemistry of paraffin-embedded rat liver using WNT1 antibody at dilution of 1:100



(40x lens).

Immunohistochemistry - WNT1 Polyclonal Antibody

Immunohistochemistry of paraffin-embedded rat kidney using WNT1 antibody at dilution of 1:100



(40x lens).

Immunohistochemistry - WNT1 Polyclonal Antibody

Immunohistochemistry of paraffin-embedded mouse lung using WNT1 antibody at dilution of 1:100 (40x lens).