

ING5 antibody

Catalog Number: 111797

Product name

ING5 antibody

WB: 1:200-1:2000

IP: 1:200-1:2000

Specificity

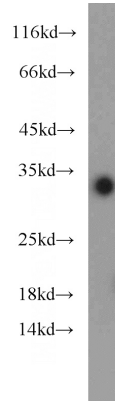
Human, Mouse, Rat; other species not tested.

IHC: 1:20-1:200

Antibody description

ING5 Rabbit Polyclonal antibody. Positive WB detected in Jurkat cells, HEK-293 cells, mouse kidney tissue, PC-3 cells. Positive IP detected in HEK-293 cells. Positive IHC detected in human colon cancer tissue, human ovary tumor tissue. Observed molecular weight by Western-blot: 28-32 kDa

Validations



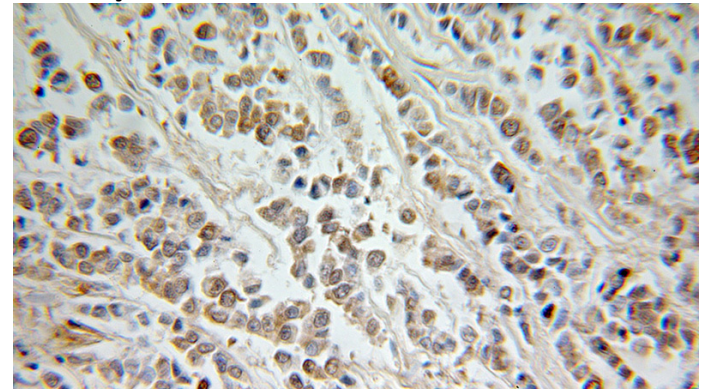
Preparation

This antibody was obtained by immunization of ING5 recombinant protein (Accession Number: NM_001330162). Purification method: Antigen affinity purified.

Jurkat cells were subjected to SDS PAGE followed by western blot with Catalog No:111797(ING5 antibody) at dilution of 1:1000

Formulation

PBS with 0.1% sodium azide and 50% glycerol pH 7.3.



Storage

Store at -20°C. DO NOT ALIQUOT

Clonality

Polyclonal

Immunohistochemical of paraffin-embedded human colon cancer using Catalog No:111797(ING5 antibody) at dilution of 1:100 (under 25x lens)

Ig Type

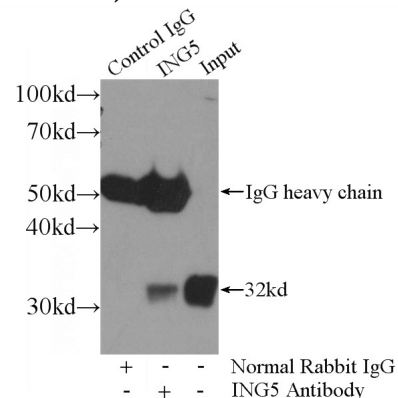
Rabbit IgG

Applications

ELISA, WB, IHC, IP

Dilutions

Recommended Dilution:



ING5 antibody



Catalog Number: 111797

IP Result of anti-ING5 (IP:Catalog No:111797,

4ug; Detection:Catalog No:111797 1:700) with
HEK-293 cells lysate 2560ug.