

ACSL4/FACL4 antibody



Catalog Number: 107697

Product name

ACSL4/FACL4 antibody

Recommended Dilution:

WB: 1:500-1:5000

Immunogen

IP: 1:500-1:5000

[Human ACSL4 Recombinant protein \(His tag\)](#)

IHC: 1:20-1:200

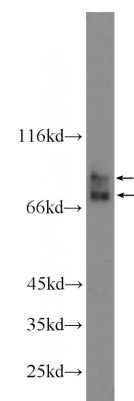
Specificity

Human; other species not tested.

Validations

Antibody description

ACSL4/FACL4 Rabbit Polyclonal antibody. Positive IP detected in COLO 320 cells. Positive WB detected in HepG2 cells, HEK-293 cells. Positive IHC detected in human placenta tissue. Observed molecular weight by Western-blot: 79 kDa, 74 kDa



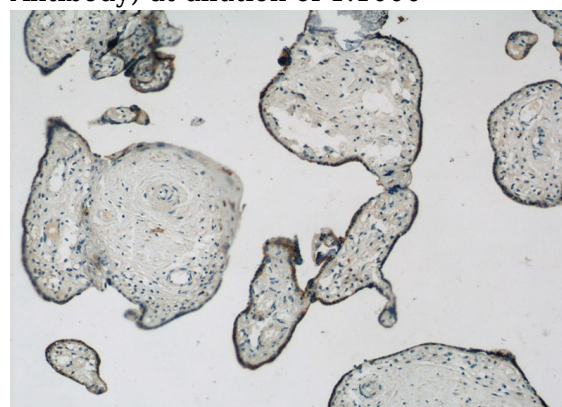
Preparation

This antibody was obtained by immunization of ACSL4/FACL4 recombinant protein (Accession Number: XM_047441918). Purification method: Antigen Affinity purified.

HepG2 cells were subjected to SDS PAGE followed by western blot with Catalog No:107697(ACSL4 Antibody) at dilution of 1:1000

Formulation

PBS with 0.02% sodium azide and 50% glycerol pH 7.3.



Storage

Store at -20°C. DO NOT ALIQUOT

Clonality

Polyclonal

Immunohistochemistry of paraffin-embedded human placenta slide using Catalog No:107697(ACSL4 Antibody) at dilution of 1:50

Ig Type

Rabbit IgG

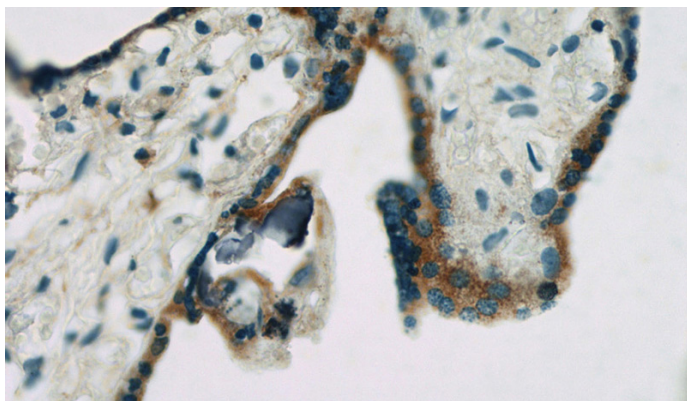
Applications

ELISA, WB, IHC, IP

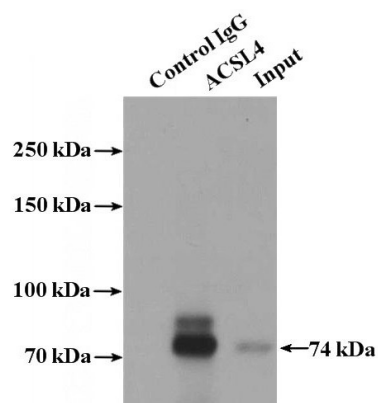
Dilutions

ACSL4/FACL4 antibody

Catalog Number: 107697



Immunohistochemistry of paraffin-embedded human placenta slide using Catalog No:107697(ACSL4 Antibody) at dilution of 1:50



IP Result of anti-ACSL4 (IP:Catalog No:107697, 4ug; Detection:Catalog No:107697 1:1000) with COLO 320 cells lysate 2000ug.