

# Mouse anti GFP-Tag mAb



Catalog Number: 166297

## Product name

Mouse anti GFP-Tag mAb

## Antibody description

Monoclonal antibody to Mouse anti GFP-Tag

## Preparation

Antigen: Recombinant protein of GFP

## Formulation

PBS with 0.02% sodium azide, 50% glycerol, pH7.3.

## Storage

Store at -20°C. Avoid freeze / thaw cycles.

## Clonality

Monoclonal

## Ig Type

Mouse IgG

## Applications

WB, IF, IP

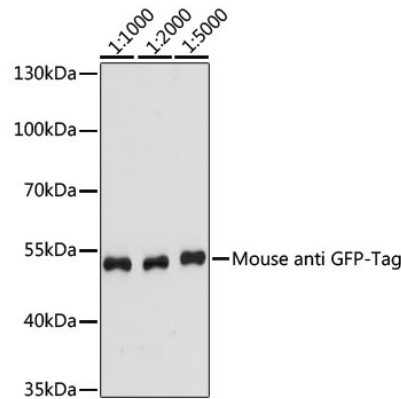
## Dilutions

WB 1:2000 - 1:5000

IF 1:50 - 1:100

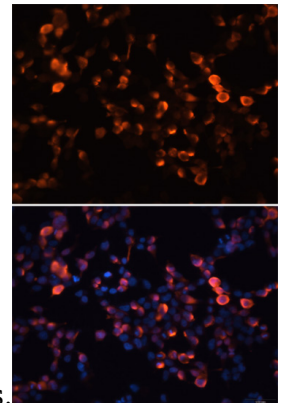
IP 1:50 - 1:100

## Validations



## Western blot - Mouse anti GFP-Tag mAb

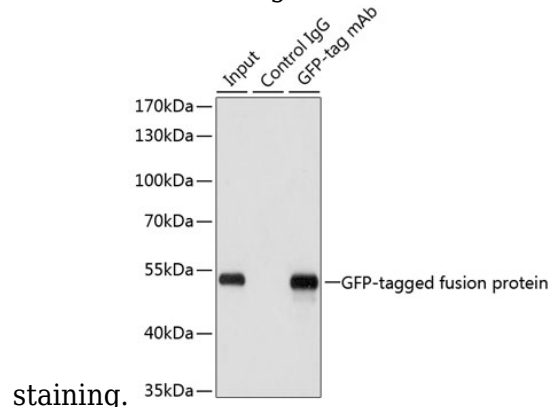
Western blot analysis of over-expressed GFP fusion protein in 293T cell using GFP-Tag antibody at different dilution. Each lane was loaded with 2 ug cell lysate. Secondary antibody: HRP Goat Anti-Mouse IgG (H+L) at 1:10000 dilution. Blocking buffer: 3% nonfat dry milk in TBST. Detection: ECL



Basic Kit .Exposure time: 5s.

## Immunofluorescence - Mouse anti GFP-Tag mAb

Immunofluorescence analysis of 293T cells using Mouse anti GFP-Tag mAb . Blue: DAPI for nuclear



staining.

## Immunoprecipitation - Mouse anti GFP-Tag mAb

# Mouse anti GFP-Tag mAb



Catalog Number: 166297

---

Immunoprecipitation of over-expressed GFP-tagged protein in 293T cells incubated using GFP-tag antibody . A mock served as negative control

and over-expressed 293T cell lysate served as positive control.