

BRSK1 antibody

Catalog Number: 108597

Product name

BRSK1 antibody

IP: 1:200-1:2000

IHC: 1:20-1:200

Specificity

Human, Mouse, Rat; other species not tested.

Antibody description

BRSK1 Rabbit Polyclonal antibody. Positive WB detected in mouse brain tissue, human brain tissue. Positive IP detected in mouse brain tissue. Positive IHC detected in human ovary tumor tissue. Observed molecular weight by Western-blot: 85-90 kDa

Preparation

This antibody was obtained by immunization of BRSK1 recombinant protein (Accession Number: BC016681). Purification method: Antigen affinity purified.

Formulation

PBS with 0.1% sodium azide and 50% glycerol pH 7.3.

Storage

Store at -20°C. DO NOT ALIQUOT

Clonality

Polyclonal

Ig Type

Rabbit IgG

Applications


ELISA, WB, IHC, IP

Dilutions

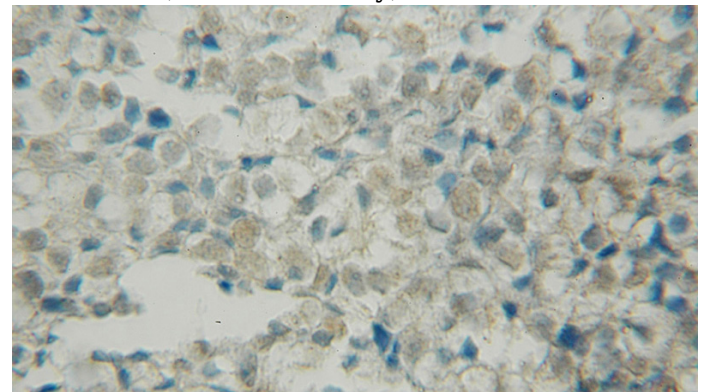
Recommended Dilution:

WB: 1:200-1:2000

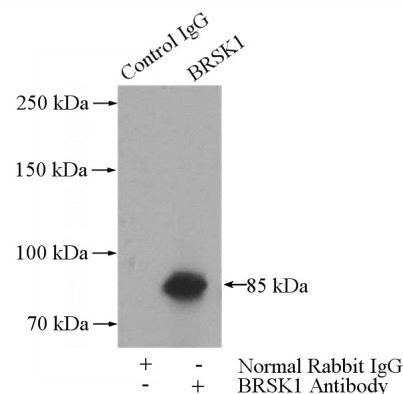
Validations



mouse brain tissue were subjected to SDS PAGE followed by western blot with Catalog No:117244(BRSK1 antibody) at dilution of 1:500



Immunohistochemical of paraffin-embedded human ovary tumor using Catalog No:117244(BRSK1 antibody) at dilution of 1:50 (under 10x lens)



IP Result of anti-BRSK1 (IP:Catalog No:117244,

BRSK1 antibody



Catalog Number: 108597

4ug; Detection:Catalog No:117244 1:500) with mouse brain tissue lysate 3440ug.