

SNAP25 antibody

Catalog Number: 107597

Product name

SNAP25 antibody

IP: 1:200-1:2000

IF: 1:10-1:100


Specificity

Human, Mouse, Rat; other species not tested.

Antibody description

SNAP25 Mouse Monoclonal antibody. Positive WB detected in fetal human brain tissue, HEK-293 cells. Positive IP detected in mouse brain tissue. Positive IF detected in PC-12 cells. Observed molecular weight by Western-blot: 28-32 kDa

Validations



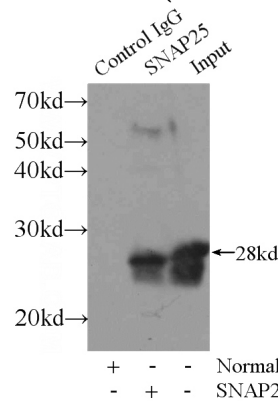
Preparation

This antibody was obtained by immunization of SNAP25 recombinant protein (Accession Number: XM_017028022). Purification method: Caprylic acid/ammonium sulfate precipitation.

fetal human brain tissue were subjected to SDS PAGE followed by western blot with Catalog No:107597(SNAP Antibody) at dilution of 1:2000

Formulation

PBS with 0.1% sodium azide and 50% glycerol pH 7.3.



Storage

Store at -20°C. DO NOT ALIQUOT

IP Result of anti-SNAP (IP:Catalog No:107597, 3ug; Detection:Catalog No:107597 1:500) with mouse brain tissue lysate 3600ug.

Clonality

Monoclonal

Ig Type

Mouse IgG2b

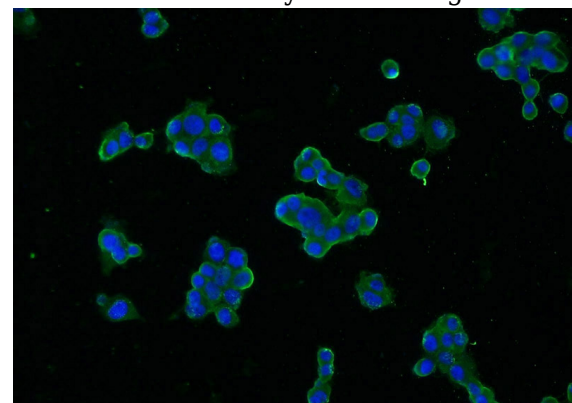
Applications

ELISA, IF, IP, WB

Dilutions

Recommended Dilution:

WB: 1:1000-1:10000



Immunofluorescent analysis of PC-12 cells using Catalog No:107597(SNAP Antibody) at dilution of 1:100

SNAP25 antibody



Catalog Number: 107597

1:25 and Alexa Fluor 488-conjugated AffiniPure

Goat Anti-Mouse IgG(H+L)