

FAM71E2 antibody

Catalog Number: 110597

Product name

FAM71E2 antibody

Specificity

Human; other species not tested.

Antibody description

FAM71E2 Rabbit Polyclonal antibody. Positive WB detected in human brain tissue, HepG2 cells. Positive IHC detected in human brain tissue, human testis tissue. Observed molecular weight by Western-blot: 34 kDa

Preparation

This antibody was obtained by immunization of FAM71E2 recombinant protein (Accession Number: BC031875). Purification method: Antigen affinity purified.

Formulation

PBS with 0.02% sodium azide and 50% glycerol pH 7.3.

Storage

Store at -20°C. DO NOT ALIQUOT

Clonality

Polyclonal

Ig Type

Rabbit IgG

Applications

ELISA, WB, IHC


Dilutions

Recommended Dilution:

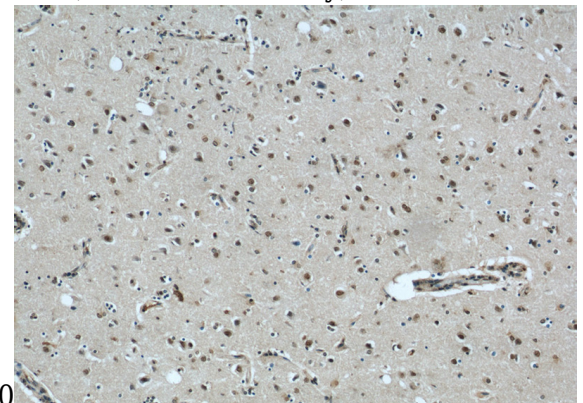
WB: 1:500-1:5000

IHC: 1:20-1:200

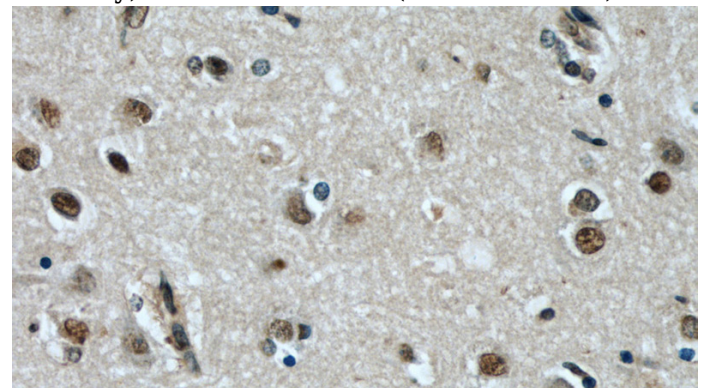
Validations



human brain tissue were subjected to SDS PAGE followed by western blot with Catalog No:110597(FAM71E2 antibody) at dilution of



Immunohistochemical of paraffin-embedded human brain using Catalog No:110597(FAM71E2 antibody) at dilution of 1:50 (under 10x lens)



Immunohistochemical of paraffin-embedded human brain using Catalog No:110597(FAM71E2 antibody) at dilution of 1:50 (under 40x lens)