

# TMEM77 antibody



Catalog Number: 116197

## Product name

TMEM77 antibody

## Specificity

Human; other species not tested.

## Antibody description

TMEM77 Rabbit Polyclonal antibody. Positive WB detected in K-562 cells. Positive IHC detected in human ovary tumor tissue, human heart tissue. Observed molecular weight by Western-blot: 30 kDa, 60 kDa, 70 kDa

## Preparation

This antibody was obtained by immunization of TMEM77 recombinant protein (Accession Number: NM\_178454). Purification method: Antigen Affinity purified.

## Formulation

PBS with 0.02% sodium azide and 50% glycerol pH 7.3.

## Storage

Store at -20°C. DO NOT ALIQUOT

## Clonality

Polyclonal

## Ig Type

Rabbit IgG

## Applications

ELISA, WB, IHC

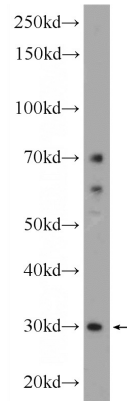
## Dilutions

Recommended Dilution:

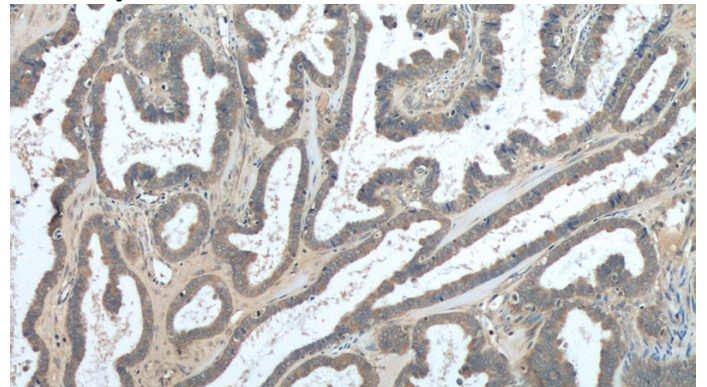
WB: 1:200-1:2000

IHC: 1:20-1:200

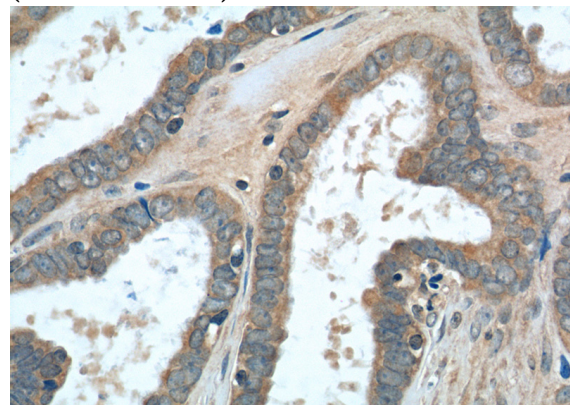
## Validations



K-562 cells were subjected to SDS PAGE followed by western blot with Catalog No:116197(TMEM77 Antibody) at dilution of 1:600



Immunohistochemistry of paraffin-embedded human ovary tumor tissue slide using Catalog No:116197(TMEM77 Antibody) at dilution of 1:50 (under 10x lens)



Immunohistochemistry of paraffin-embedded human ovary tumor tissue slide using Catalog No:116197(TMEM77 Antibody) at dilution of 1:50

# TMEM77 antibody



Catalog Number: 116197

---

(under 40x lens)