

# SIRT7 Polyclonal Antibody



Catalog Number: 160197

## Product name

SIRT7 Polyclonal Antibody

## Specificity

Human, Mouse, Rat

## Antibody description

Polyclonal antibody to SIRT7

## Preparation

Antigen: Recombinant fusion protein containing a sequence corresponding to amino acids 201-400 of human SIRT7 (NP\_057622.1).

## Formulation

PBS with 0.02% sodium azide, 50% glycerol, pH7.3.

## Storage

Store at -20°C. Avoid freeze / thaw cycles.

## Clonality

Polyclonal

## Ig Type

Rabbit IgG

## Applications

WB, IHC, IF

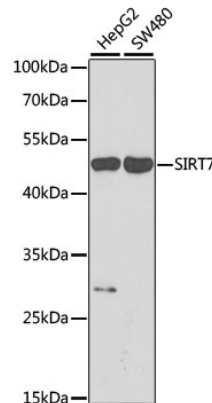
## Dilutions

WB 1:500 - 1:2000

IHC 1:50 - 1:200

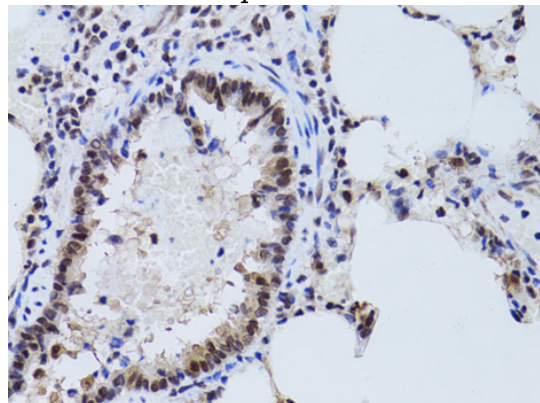
IF 1:50 - 1:200

## Validations



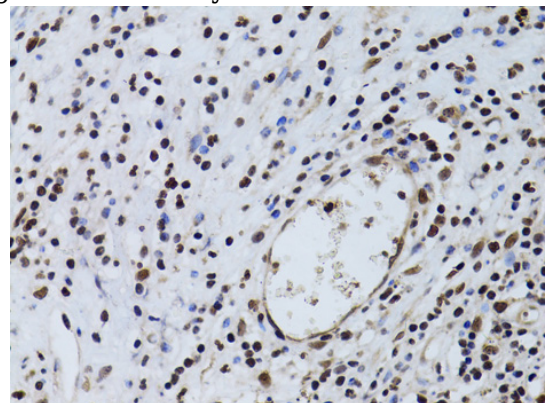
Western blot - SIRT7 Polyclonal Antibody

Western blot analysis of extracts of various cell lines, using SIRT7 antibody at 1:1000 dilution. Secondary antibody: HRP Goat Anti-Rabbit IgG (H+L) at 1:10000 dilution. Lysates/proteins: 25ug per lane. Blocking buffer: 3% nonfat dry milk in TBST. Detection: ECL Enhanced Kit. Exposure time: 90s.



Immunohistochemistry - SIRT7 Polyclonal Antibody

Immunohistochemistry of paraffin-embedded rat lung using SIRT7 antibody at dilution of 1:100



(40x lens).

# SIRT7 Polyclonal Antibody

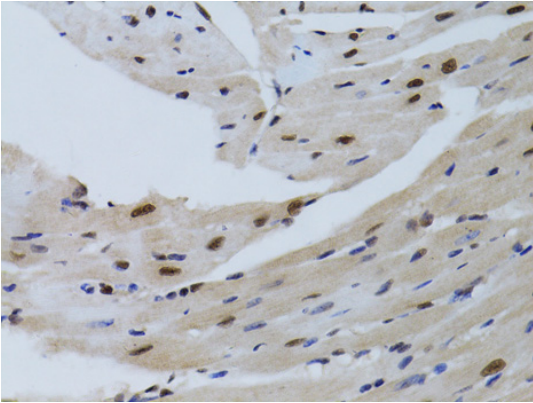


Catalog Number: 160197

---

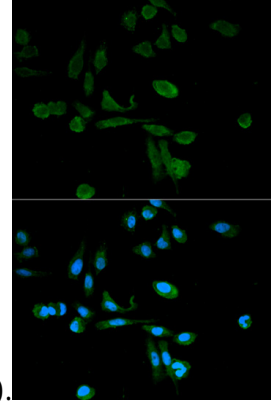
Immunohistochemistry - SIRT7 Polyclonal Antibody

Immunohistochemistry of paraffin-embedded human vermiform appendix using SIRT7 antibody at dilution of 1:100 (40x lens).



Immunohistochemistry - SIRT7 Polyclonal Antibody

Immunohistochemistry of paraffin-embedded mouse heart using SIRT7 antibody at dilution of



1:100 (40x lens).

Immunofluorescence - SIRT7 Polyclonal Antibody

Immunofluorescence analysis of HeLa cells using SIRT7 antibody . Blue: DAPI for nuclear staining.