

# HNF4G antibody



Catalog Number: 111497

## Product name

HNF4G antibody

## Immunogen

[Human HNF4G Recombinant protein \(GST tag\)](#)

## Specificity

Human, Mouse; other species not tested.

## Antibody description

HNF4G Rabbit Polyclonal antibody. Positive IHC detected in human small intestine tissue. Positive FC detected in HEK-293 cells. Positive WB detected in mouse pancreas tissue, mouse kidney tissue. Observed molecular weight by Western-blot: 46 kDa

## Preparation

This antibody was obtained by immunization of HNF4G recombinant protein (Accession Number: XM\_017013376). Purification method: Antigen affinity purified.

## Formulation

PBS with 0.1% sodium azide and 50% glycerol pH 7.3.

## Storage

Store at -20°C. DO NOT ALIQUOT

## Clonality

Polyclonal

## Ig Type

Rabbit IgG

## Applications

ELISA, WB, IHC, FC


## Dilutions

Recommended Dilution:

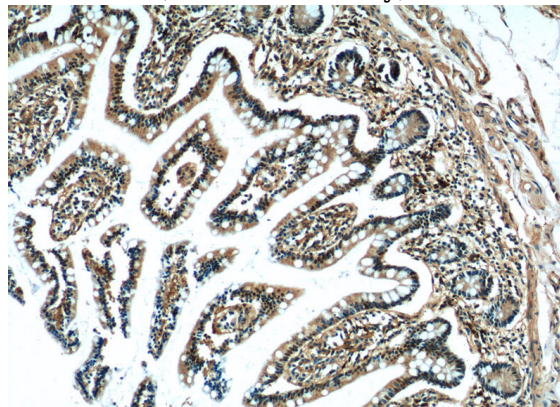
WB: 1:200-1:2000

IHC: 1:20-1:200

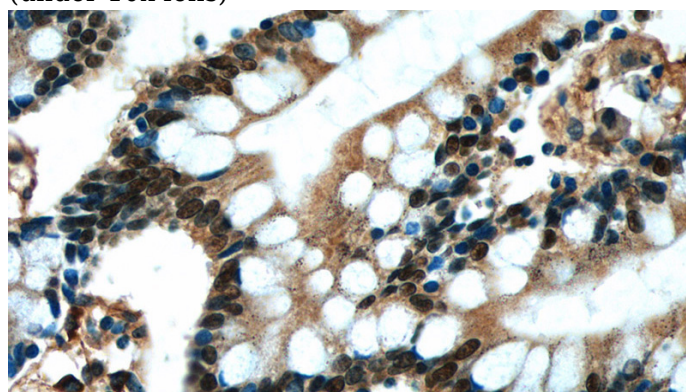
## Validations



mouse pancreas tissue were subjected to SDS PAGE followed by western blot with Catalog No:111497(HNF4G Antibody) at dilution of 1:600



Immunohistochemistry of paraffin-embedded human small intestine tissue slide using Catalog No:111497(HNF4G Antibody) at dilution of 1:50 (under 10x lens)



# HNF4G antibody



Catalog Number: 111497

---

Immunohistochemistry of paraffin-embedded human small intestine tissue slide using Catalog No:111497(HNF4G Antibody) at dilution of 1:50 (under 40x lens)

1X10<sup>6</sup> HEK-293 cells were stained with 0.2ug HNF4G antibody (Catalog No:111497, red) and control antibody (blue). Fixed with 4% PFA blocked with 3% BSA (30 min). Alexa Fluor 488-conjugated AffiniPure Goat Anti-Rabbit IgG(H+L) with dilution 1:1500.

