

Secretogranin V antibody



Catalog Number: 115097

Product name

Secretogranin V antibody

IHC: 1:20-1:200

IF: 1:50-1:500


Specificity

Human, Mouse, Rat; other species not tested.

Validations

Antibody description

Secretogranin V Rabbit Polyclonal antibody. Positive IHC detected in human pancreas cancer tissue. Positive IF detected in PC-12 cells. Positive WB detected in mouse brain tissue, human spleen tissue. Observed molecular weight by Western-blot: 27 kDa



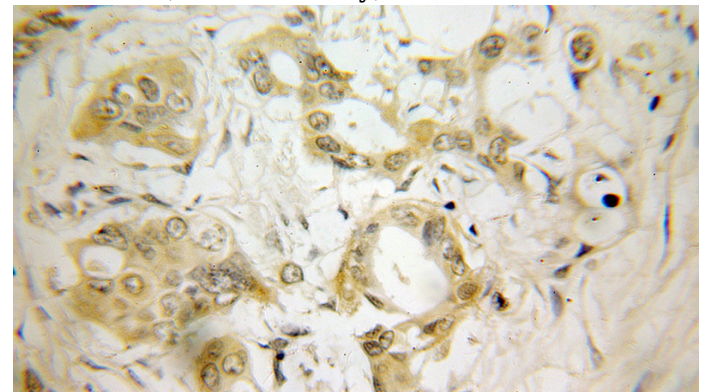
Preparation

This antibody was obtained by immunization of Secretogranin V recombinant protein (Accession Number: NM_001144757). Purification method: Antigen affinity purified.

mouse brain tissue were subjected to SDS PAGE followed by western blot with Catalog No:115097(SCG5 antibody) at dilution of 1:2000

Formulation

PBS with 0.1% sodium azide and 50% glycerol pH 7.3.



Storage

Store at -20°C. DO NOT ALIQUOT

Clonality

Polyclonal

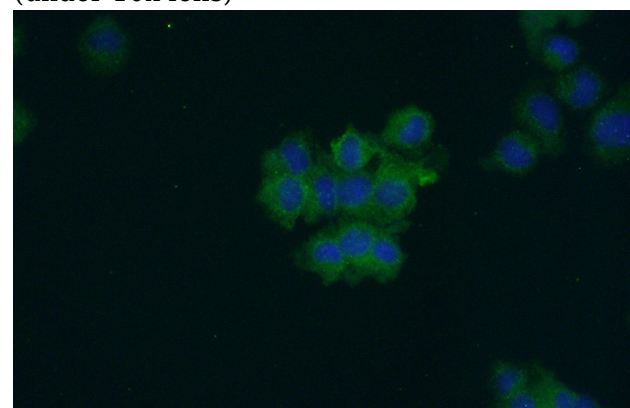
Immunohistochemical of paraffin-embedded human pancreas cancer using Catalog No:115097(SCG5 antibody) at dilution of 1:100 (under 10x lens)

Ig Type

Rabbit IgG

Applications

ELISA, WB, IHC, IF



Dilutions

Recommended Dilution:

WB: 1:500-1:5000

Immunofluorescent analysis of (10%

Secretogranin V antibody



Catalog Number: 115097

Formaldehyde) fixed PC-12 cells using Catalog
No:115097(SCG5 Antibody) at dilution of 1:50 and

Alexa Fluor 488-conjugated AffiniPure Goat Anti-
Rabbit IgG(H+L)