

SIRT1 antibody

Catalog Number: 107587

Product name

SIRT1 antibody

IP: 1:500-1:5000

IHC: 1:20-1:200


Specificity

Human; other species not tested.

Validations

Antibody description

SIRT1 Mouse Monoclonal antibody. Positive IHC detected in human testis tissue. Positive IP detected in HeLa cells. Positive WB detected in HeLa cells, K-562 cells. Observed molecular weight by Western-blot: 110-130 kDa



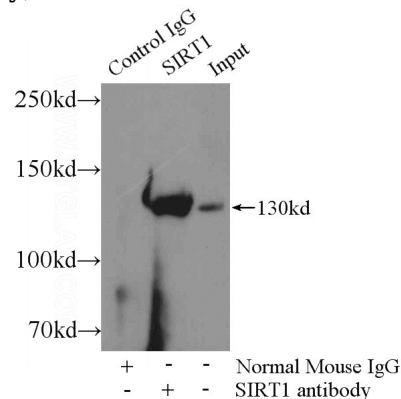
Preparation

This antibody was obtained by immunization of SIRT1 recombinant protein (Accession Number: BC012499). Purification method: Protein A purified.

HeLa cells were subjected to SDS PAGE followed by western blot with Catalog No:107587(SIRT1 Antibody) at dilution of 1:1000

Formulation

PBS with 0.02% sodium azide and 50% glycerol pH 7.3.



Storage

Store at -20°C. DO NOT ALIQUOT

IP Result of anti-SIRT1 (IP:Catalog No:107587, 5ug; Detection:Catalog No:107587 1:1000) with HeLa cells lysate 2000ug.

Clonality

Monoclonal

Ig Type

Mouse IgG2b

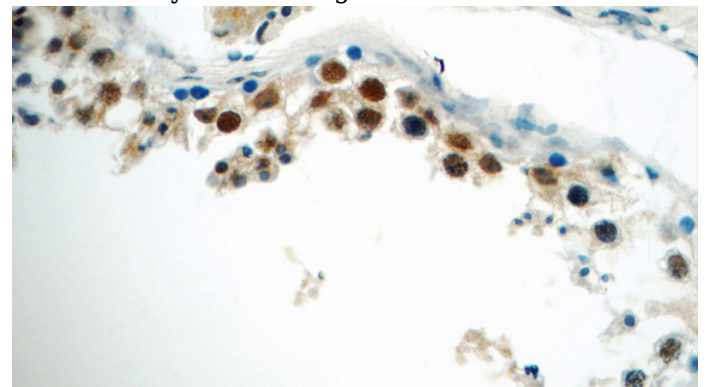
Applications

ELISA, WB, IHC, IP

Dilutions

Recommended Dilution:

WB: 1:500-1:5000



Immunohistochemistry of paraffin-embedded human testis tissue slide using Catalog

SIRT1 antibody



Catalog Number: 107587

No:107587(SIRT1 Antibody) at dilution of 1:50 (under 40x lens)