

SRGAP3 antibody

Catalog Number: 115587

Product name

SRGAP3 antibody

IP: 1:200-1:1000

IHC: 1:20-1:200

Specificity

Human, Mouse, Rat; other species not tested.

Antibody description

SRGAP3 Rabbit Polyclonal antibody. Positive IP detected in mouse brain tissue. Positive WB detected in mouse brain tissue, human brain tissue. Positive IHC detected in human gliomas tissue. Observed molecular weight by Western-blot: 120-140 kDa

Preparation

This antibody was obtained by immunization of SRGAP3 recombinant protein (Accession Number: BC039300). Purification method: Antigen affinity purified.

Formulation

PBS with 0.02% sodium azide and 50% glycerol pH 7.3.

Storage

Store at -20°C. DO NOT ALIQUOT

Clonality

Polyclonal

Ig Type

Rabbit IgG

Applications


ELISA, WB, IHC, IP

Dilutions

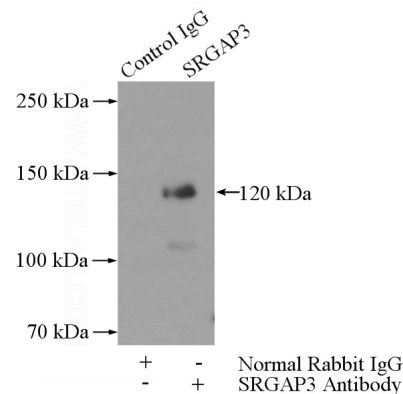
Recommended Dilution:

WB: 1:500-1:5000

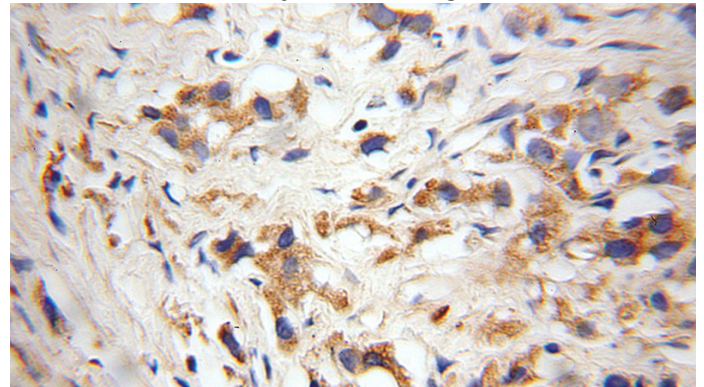
Validations



mouse brain tissue were subjected to SDS PAGE followed by western blot with Catalog No:115587(SRGAP3 antibody) at dilution of 1:300



IP Result of anti-SRGAP3 (IP:Catalog No:115587, 5ug; Detection:Catalog No:115587 1:300) with mouse brain tissue lysate 4000ug.



Immunohistochemical of paraffin-embedded human gliomas using Catalog No:115587(SRGAP3 antibody).

SRGAP3 antibody



Catalog Number: 115587

antibody) at dilution of 1:100 (under 10x lens)