

Anti-HTR1A antibody

Catalog Number: 175187

Product name

Anti-HTR1A antibody

Specificity

Human, Mouse, Rat, Dog, Horse, Rabbit

Antibody description

Rabbit polyclonal antibody to HTR1A

Preparation

This antigen of this antibody was klh conjugated synthetic peptide derived from human 5-htr1a 301-400/422

Formulation

Liquid, 0.01M TBS(pH7.4) with 1% BSA, 0.03% Proclin300 and 50% Glycerol.

Storage

Store at -20°C for one year. Avoid repeated freeze/thaw cycles. The lyophilized antibody is stable at room temperature for at least one month and for greater than a year when kept at -20°C. When reconstituted in sterile pH 7.4 0.01M PBS or diluent of antibody the antibody is stable for at least two weeks at 2-4°C.

Clonality

Polyclonal

Ig Type

Rabbit IgG

Applications

WB, IHC-P

Dilutions

WB:1:500-2000

IHC-P:1:400-800

Validations

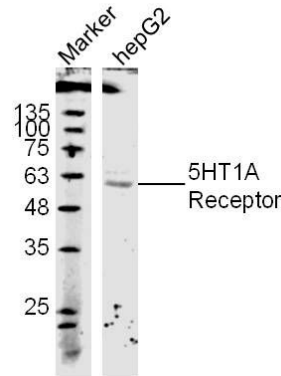
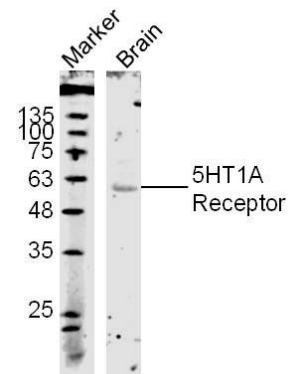


Fig1:: Protein: HepG2 lyates(hu);; Primary: Rabbit Anti- 5HT1A Receptor at 1:300;; Secondary: 800CW Conjugated Goat (polyclonal) Anti-Rabbit IgG(H+L) at 1: 10000;; Predicted band size:46 kD



Observed band size:56 kD

Fig2:: Protein: Brain(Mouse) Lysate at 40 ug; Primary: Rabbit Anti- 5HT1A Receptor at 1:300;; Secondary: 800CW Conjugated Goat (polyclonal) Anti-Rabbit IgG(H+L) at 1: 10000;; Predicted band size:46 kD Observed band size:56 kD




Fig3:: Sample:: Jurkat(Human) Cell Lysate at 40 ug; Primary: Anti-5HT1A Receptor at 1/300

Anti-HTR1A antibody



Catalog Number: 175187

dilution; Secondary: IRDye800CW Goat Anti-

Rabbit IgG at 1/20000 dilution; Predicted band size: 46 kD; Observed band size: 46 kD