

GSTM4 antibody



Catalog Number: 111187

Product name

GSTM4 antibody

IHC: 1:20-1:200

Specificity

Human, Mouse, Rat; other species not tested.

Antibody description

GSTM4 Rabbit Polyclonal antibody. Positive WB detected in mouse liver tissue, HeLa cells, mouse lung tissue. Positive IHC detected in human cervix tissue. Observed molecular weight by Western-blot: 26kd

Preparation

This antibody was obtained by immunization of GSTM4 recombinant protein (Accession Number: NM_000850). Purification method: Antigen affinity purified.

Formulation

PBS with 0.02% sodium azide and 50% glycerol pH 7.3.

Storage

Store at -20°C. DO NOT ALIQUOT

Clonality

Polyclonal

Ig Type

Rabbit IgG

Applications


ELISA, WB, IHC

Dilutions

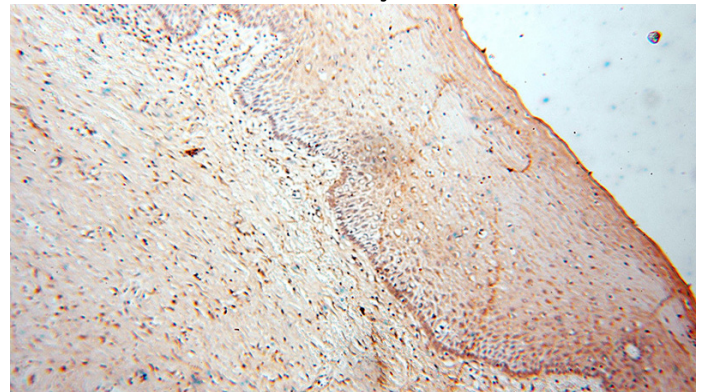
Recommended Dilution:

WB: 1:500-1:5000

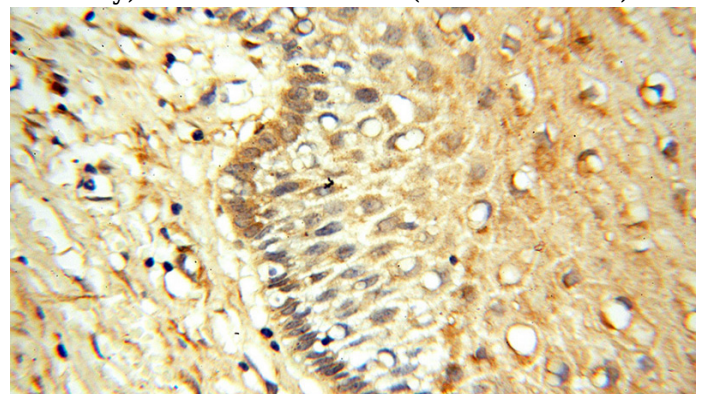
Validations



mouse liver tissue were subjected to SDS PAGE followed by western blot with Catalog No:111187(GSTM4 antibody) at dilution of 1:500



Immunohistochemical of paraffin-embedded human cervix using Catalog No:111187(GSTM4 antibody) at dilution of 1:100 (under 10x lens)



Immunohistochemical of paraffin-embedded human cervix using Catalog No:111187(GSTM4 antibody) at dilution of 1:100 (under 40x lens)