

PGAM2 antibody



Catalog Number: 113777

Product name

PGAM2 antibody

Recommended Dilution:

WB: 1:500-1:5000

Specificity


Human, Mouse; other species not tested.

IHC: 1:20-1:200

Antibody description

PGAM2 Rabbit Polyclonal antibody. Positive WB detected in mouse skeletal muscle tissue. Positive IHC detected in human skin tissue, human brain tissue, human heart tissue, human kidney tissue, human liver tissue, human lung tissue, human ovary tissue, human spleen tissue, human testis tissue. Observed molecular weight by Western-blot: 28-29kd

Validations



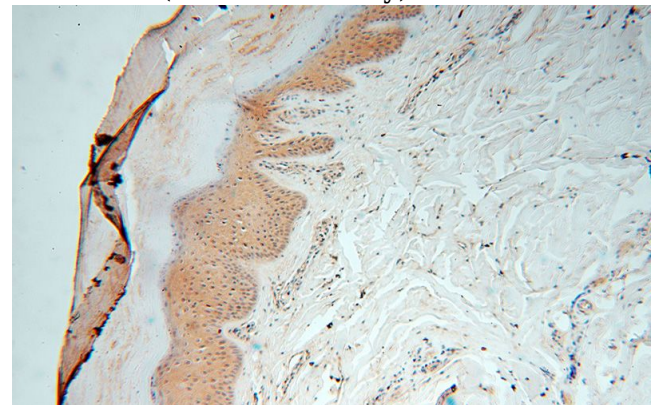
Preparation

This antibody was obtained by immunization of PGAM2 recombinant protein (Accession Number: NM_000290). Purification method: Antigen affinity purified.

mouse skeletal muscle tissue were subjected to SDS PAGE followed by western blot with Catalog No:113777(PGAM2 antibody) at dilution of 1:1500

Formulation

PBS with 0.02% sodium azide and 50% glycerol pH 7.3.



Storage

Store at -20°C. DO NOT ALIQUOT

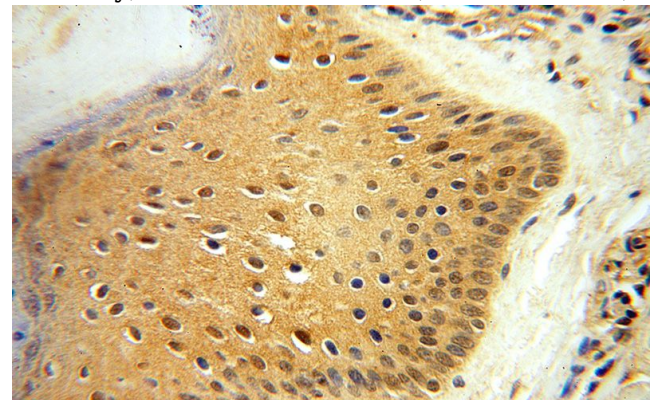
Clonality

Polyclonal

Immunohistochemical of paraffin-embedded human skin using Catalog No:113777(PGAM2 antibody) at dilution of 1:100 (under 10x lens)

Ig Type

Rabbit IgG



Applications

ELISA, WB, IHC

Dilutions

PGAM2 antibody



Catalog Number: 113777

Immunohistochemical of paraffin-embedded

human skin using Catalog No:113777(PGAM2 antibody) at dilution of 1:100 (under 40x lens)