

# PSMA7 antibody



Catalog Number: 114377

## Product name

PSMA7 antibody

## Immunogen

[Human PSMA7 Recombinant protein \(GST tag\)](#)

## Specificity

Human, Mouse, Rat; other species not tested.

## Antibody description

PSMA7 Rabbit Polyclonal antibody. Positive IP detected in mouse brain tissue. Positive WB detected in HeLa cells, A431 cells, A549 cells, HepG2 cells, MCF7 cells, mouse brain tissue, Raji cells. Positive FC detected in HepG2 cells. Positive IF detected in HeLa cells. Positive IHC detected in human liver cancer tissue. Observed molecular weight by Western-blot: 28-30 kDa

## Preparation

This antibody was obtained by immunization of PSMA7 recombinant protein (Accession Number: NM\_002792). Purification method: Antigen affinity purified.

## Formulation

PBS with 0.02% sodium azide and 50% glycerol pH 7.3.

## Storage

Store at -20°C. DO NOT ALIQUOT

## Clonality

Polyclonal

## Ig Type

Rabbit IgG

## Applications

ELISA, WB, IHC, FC, IP, IF

## Dilutions

Recommended Dilution:

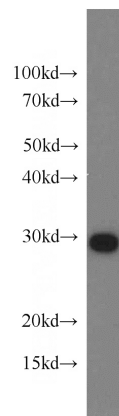
WB: 1:500-1:5000

IP: 1:200-1:2000

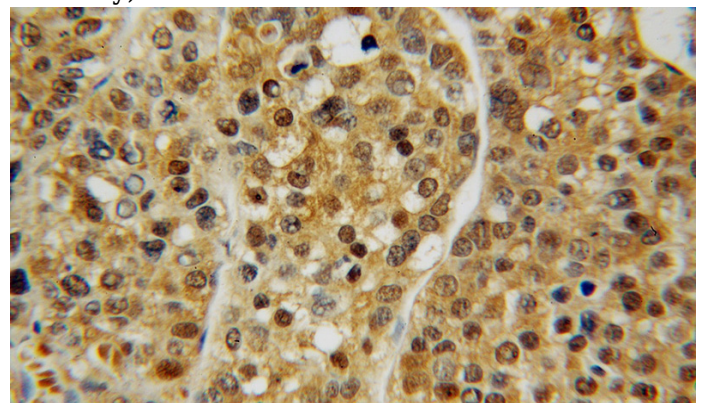
IHC: 1:20-1:200

IF: 1:20-1:200

## Validations



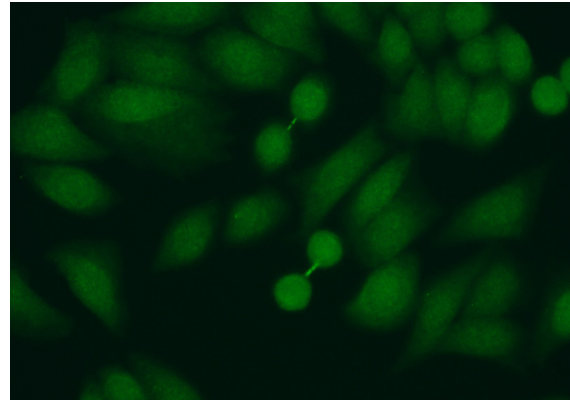
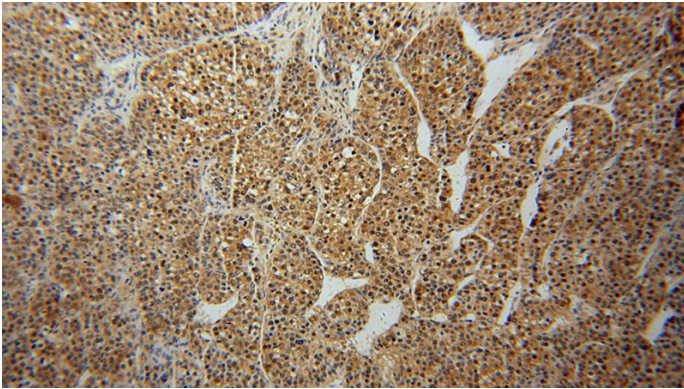
HeLa cells were subjected to SDS PAGE followed by western blot with Catalog No:114377(PSMA7 antibody) at dilution of 1:1000



Immunohistochemical of paraffin-embedded human liver cancer using Catalog No:114377(PSMA7 antibody) at dilution of 1:50 (under 40x lens)

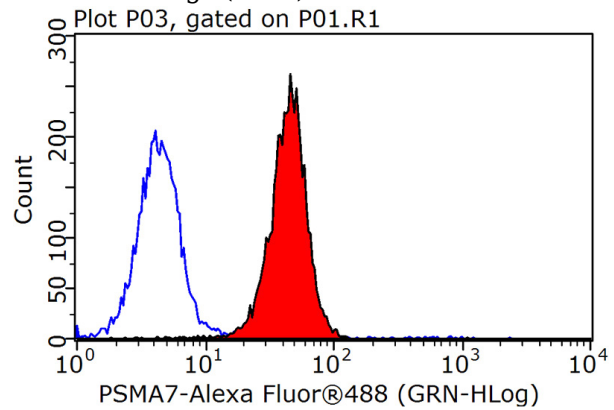
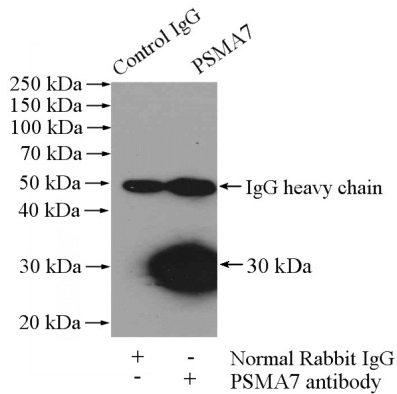
# PSMA7 antibody

Catalog Number: 114377



Immunohistochemical of paraffin-embedded human liver cancer using Catalog No:114377(PSMA7 antibody) at dilution of 1:50 (under 10x lens)

Immunofluorescent analysis of (10% Formaldehyde) fixed HeLa cells using Catalog No:114377(PSMA7 Antibody) at dilution of 1:50 and Alexa Fluor 488-conjugated AffiniPure Goat Anti-Rabbit IgG(H+L)



IP Result of anti-PSMA7 (IP:Catalog No:114377, 4ug; Detection:Catalog No:114377 1:500) with mouse brain tissue lysate 4000ug.

1X10<sup>6</sup> HepG2 cells were stained with 0.2ug PSMA7 antibody (Catalog No:114377, red) and control antibody (blue). Fixed with 90% MeOH blocked with 3% BSA (30 min). Alexa Fluor 488-conjugated AffiniPure Goat Anti-Rabbit IgG(H+L) with dilution 1:1500.