

UCKL1 antibody



Catalog Number: 116677

Product name

UCKL1 antibody

WB: 1:500-1:5000

IP: 1:200-1:2000

Specificity

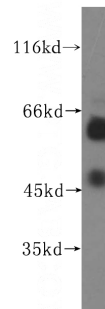
Human, Mouse, Rat; other species not tested.

IHC: 1:20-1:200

Antibody description

UCKL1 Rabbit Polyclonal antibody. Positive IHC detected in human kidney tissue, human brain tissue, human ovary tissue, human placenta tissue, human testis tissue. Positive WB detected in K-562 cells, Raji cells, rat kidney tissue, U-937 cells. Positive IP detected in K-562 cells. Observed molecular weight by Western-blot: 61 kDa, 46 kDa

Validations



Preparation

This antibody was obtained by immunization of UCKL1 recombinant protein (Accession Number: XM_047440234). Purification method: Antigen affinity purified.

K-562 cells were subjected to SDS PAGE followed by western blot with Catalog No:116677(UCKL1 antibody) at dilution of 1:300

Formulation

PBS with 0.02% sodium azide and 50% glycerol pH 7.3.

Storage

Store at -20°C. DO NOT ALIQUOT

Clonality

Polyclonal

Ig Type

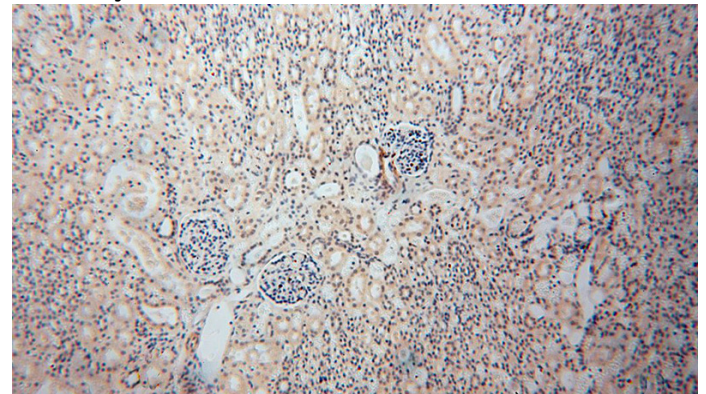
Rabbit IgG

Applications

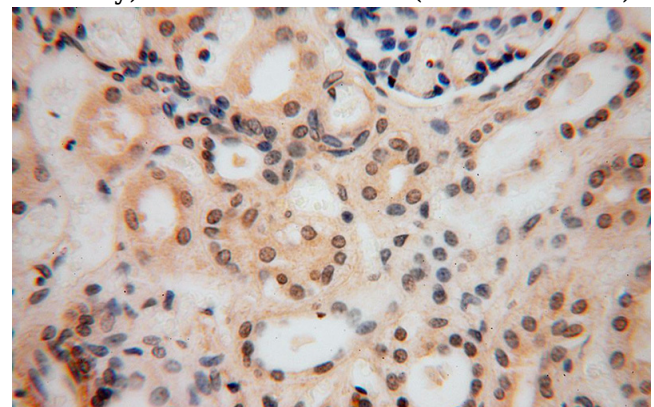
ELISA, WB, IHC, IP

Dilutions

Recommended Dilution:



Immunohistochemical of paraffin-embedded human kidney using Catalog No:116677(UCKL1 antibody) at dilution of 1:100 (under 10x lens)



UCKL1 antibody

Catalog Number: 116677

Immunohistochemical of paraffin-embedded human kidney using Catalog No:116677(UCKL1 antibody) at dilution of 1:100 (under 40x lens)

IP Result of anti-UCKL1 (IP:Catalog No:116677, 4ug; Detection:Catalog No:116677 1:500) with K-562 cells lysate 3200ug.

