

FKBP52 antibody

Catalog Number: 110677

Product name

FKBP52 antibody

Specificity

Human; other species not tested.

Antibody description

FKBP52 Rabbit Polyclonal antibody. Positive IHC detected in human colon tissue, human kidney tissue. Positive WB detected in PC-3 cells. Observed molecular weight by Western-blot: 52 kDa

Preparation

This antibody was obtained by immunization of FKBP52 recombinant protein (Accession Number: NM_002014). Purification method: Antigen Affinity purified.

Formulation

PBS with 0.02% sodium azide and 50% glycerol pH 7.3.

Storage

Store at -20°C. DO NOT ALIQUOT

Clonality

Polyclonal

Ig Type

Rabbit IgG

Applications

ELISA, WB, IHC


Dilutions

Recommended Dilution:

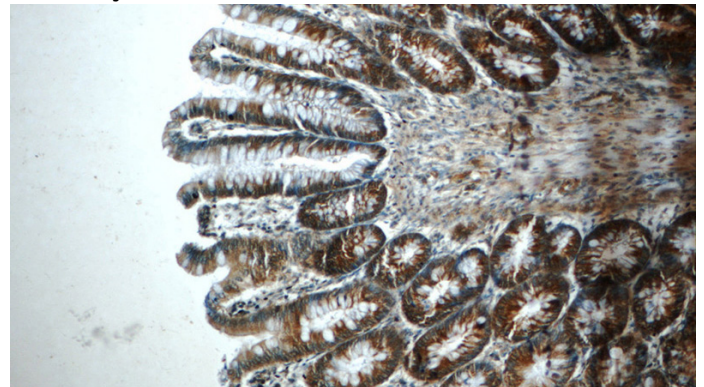
WB: 1:500-1:5000

IHC: 1:20-1:200

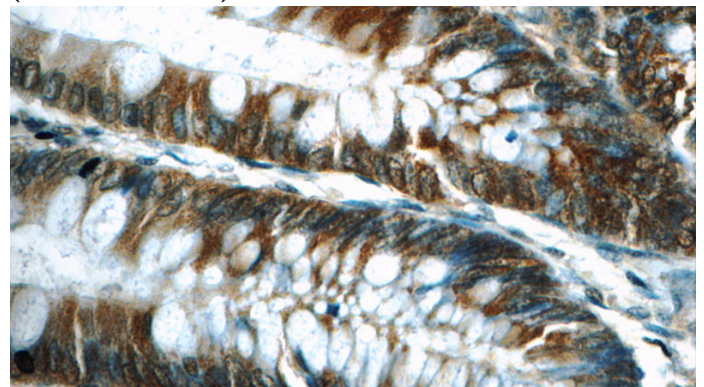
Validations



PC-3 cells were subjected to SDS PAGE followed by western blot with Catalog No:110677(FKBP52 antibody) at dilution of 1:1000



Immunohistochemistry of paraffin-embedded human colon tissue slide using Catalog No:110677(FKBP52 Antibody) at dilution of 1:50 (under 10x lens)



Immunohistochemistry of paraffin-embedded human colon tissue slide using Catalog No:110677(FKBP52 Antibody) at dilution of 1:50

FKBP52 antibody



Catalog Number: 110677

(under 40x lens)