

ACO1 Polyclonal Antibody



Catalog Number: 165577

Product name

ACO1 Polyclonal Antibody

Specificity

Human, Mouse, Rat

Antibody description

Polyclonal antibody to ACO1

Preparation

Antigen: Recombinant fusion protein containing a sequence corresponding to amino acids 1-170 of human ACO1 (NP_002188.1).

Formulation

PBS with 0.02% sodium azide, 50% glycerol, pH7.3.

Storage

Store at -20°C. Avoid freeze / thaw cycles.

Clonality

Polyclonal

Ig Type

Rabbit IgG

Applications

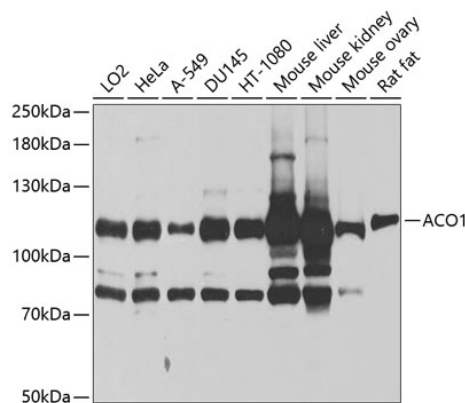
WB, IHC

Dilutions

WB 1:500 - 1:2000

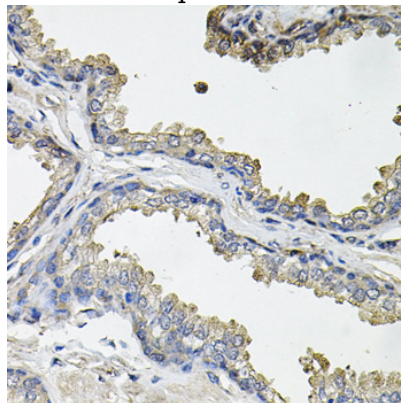
IHC 1:50 - 1:100

Validations



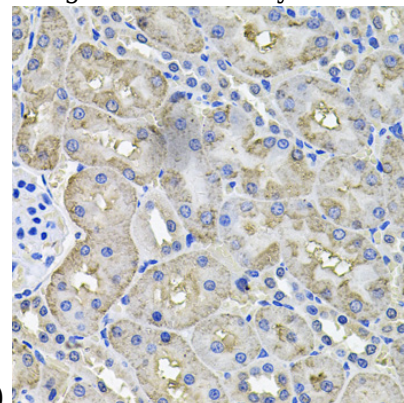
Western blot - ACO1 Polyclonal Antibody

Western blot analysis of extracts of various cell lines, using ACO1 antibody at 1:1000 dilution. Secondary antibody: HRP Goat Anti-Rabbit IgG (H+L) at 1:10000 dilution. Lysates/proteins: 25ug per lane. Blocking buffer: 3% nonfat dry milk in TBST. Detection: ECL Basic Kit. Exposure time: 5s.



Immunohistochemistry - ACO1 Polyclonal Antibody

Immunohistochemistry of paraffin-embedded human prostate using ACO1 antibody at dilution of



1:100 (40x lens).

ACO1 Polyclonal Antibody



Catalog Number: 165577

Immunohistochemistry - ACO1 Polyclonal Antibody

Immunohistochemistry of paraffin-embedded rat kidney using ACO1 antibody at dilution of 1:100 (40x lens).