

PI4K2B antibody



Catalog Number: 113877

Product name

PI4K2B antibody

Recommended Dilution:

WB: 1:500-1:5000

Immunogen

IHC: 1:20-1:200

[Human PI4K2B Recombinant protein \(His tag\)](#)

IF: 1:10-1:100


Specificity

Human, Mouse, Rat; other species not tested.

Validations

Antibody description

PI4K2B Rabbit Polyclonal antibody. Positive WB detected in HepG2 cells, mouse kidney tissue. Positive IF detected in HepG2 cells. Positive IHC detected in human liver tissue. Observed molecular weight by Western-blot: 50-54kd



Preparation

This antibody was obtained by immunization of PI4K2B recombinant protein (Accession Number: NM_018323). Purification method: Antigen affinity purified.

HepG2 cells were subjected to SDS PAGE followed by western blot with Catalog No:113877(PI4K2B antibody) at dilution of 1:400

Formulation

PBS with 0.02% sodium azide and 50% glycerol pH 7.3.

Storage

Store at -20°C. DO NOT ALIQUOT

Clonality

Polyclonal

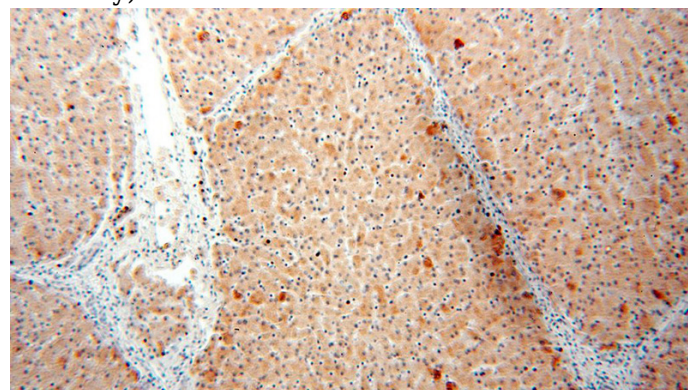
Ig Type

Rabbit IgG

Applications

ELISA, WB, IHC, IF

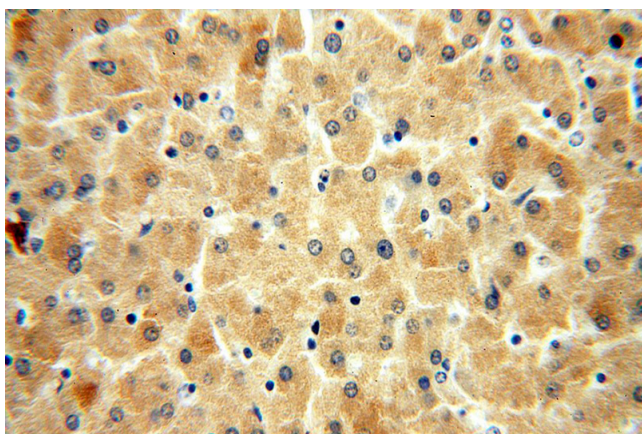
Dilutions



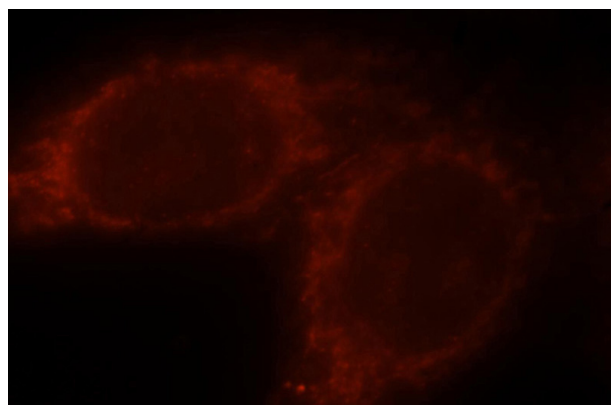
Immunohistochemical of paraffin-embedded human liver using Catalog No:113877(PI4K2B antibody) at dilution of 1:100 (under 10x lens)

PI4K2B antibody

Catalog Number: 113877



Immunohistochemical of paraffin-embedded human liver using Catalog No:113877(PI4K2B antibody) at dilution of 1:100 (under 40x lens)



Immunofluorescent analysis of HepG2 cells, using PI4K2B antibody Catalog No:113877 at 1:25 dilution and Rhodamine-labeled goat anti-rabbit IgG (red).