

RASGRF1 antibody

Catalog Number: 114477

Product name

RASGRF1 antibody

Specificity

Human, Mouse, Rat; other species not tested.

Antibody description

RASGRF1 Rabbit Polyclonal antibody. Positive IP detected in rat brain tissue. Positive WB detected in human brain tissue, rat brain tissue. Observed molecular weight by Western-blot: 130-140 kDa

Preparation

This antibody was obtained by immunization of RASGRF1 recombinant protein (Accession Number: BC040275). Purification method: Antigen affinity purified.

Formulation

PBS with 0.1% sodium azide and 50% glycerol pH 7.3.

Storage

Store at -20°C. DO NOT ALIQUOT

Clonality

Polyclonal

Ig Type

Rabbit IgG

Applications

ELISA, WB, IP


Dilutions

Recommended Dilution:


WB: 1:200-1:2000

IP: 1:200-1:2000

Validations

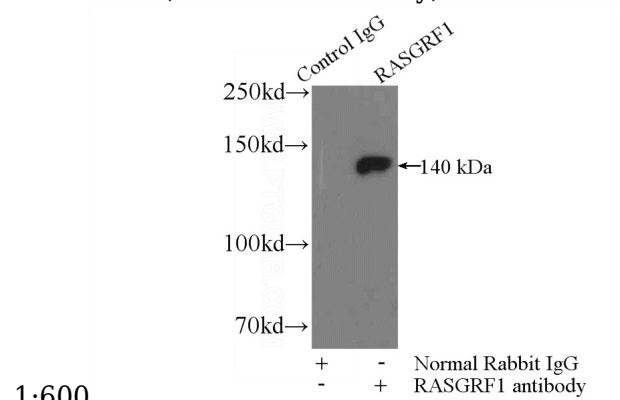


rat brain tissue were subjected to SDS PAGE followed by western blot with Catalog No:114477(RASGRF1 antibody) at dilution of



1:600

human brain tissue were subjected to SDS PAGE followed by western blot with Catalog No:114477(RASGRF1 antibody) at dilution of



1:600

IP Result of anti-RASGRF1 (IP:Catalog No:114477, 4ug; Detection:Catalog No:114477 1:500) with rat brain tissue lysate 4000ug.