

# HMGA2 antibody



Catalog Number: 111477

## Product name

HMGA2 antibody

IP: 1:500-1:5000

IF: 1:10-1:100

## Specificity

Human, Mouse; other species not tested.

## Antibody description

HMGA2 Rabbit Polyclonal antibody. Positive IF detected in A549 cells. Positive WB detected in NIH/3T3 cells. Positive IP detected in NIH/3T3 cells. Observed molecular weight by Western-blot: 18-20 kDa

## Preparation

This antibody was obtained by immunization of HMGA2 recombinant protein (Accession Number: NM\_003483). Purification method: Antigen affinity purified.

## Formulation

PBS with 0.1% sodium azide and 50% glycerol pH 7.3.

## Storage

Store at -20°C. DO NOT ALIQUOT

## Clonality

Polyclonal

## Ig Type

Rabbit IgG

## Applications

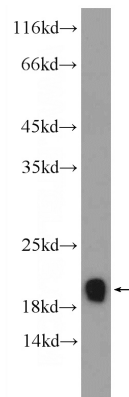
ELISA, WB, IF, IP

## Dilutions

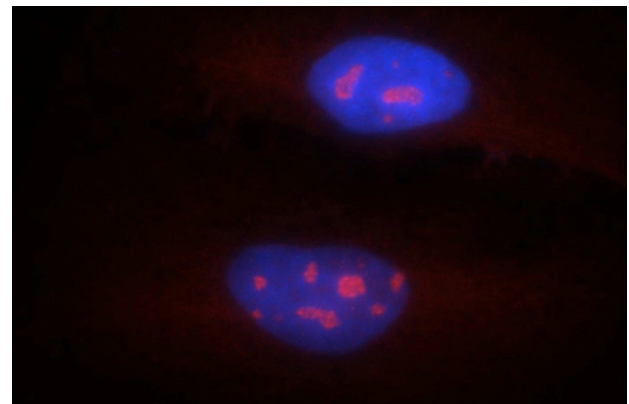
Recommended Dilution:

WB: 1:500-1:5000

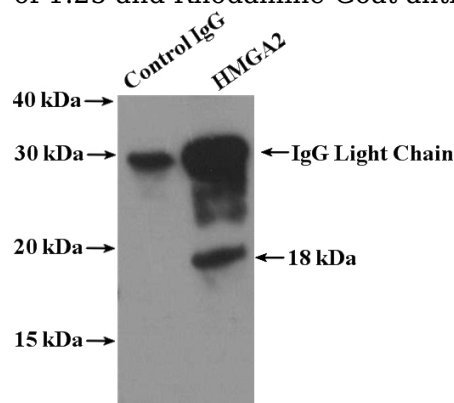
## Validations



NIH/3T3 cells were subjected to SDS PAGE followed by western blot with Catalog No:111477(HMGA2 Antibody) at dilution of 1:1000



Immunofluorescent analysis of A549 cells using Catalog No:111477(HMGA2 Antibody) at dilution of 1:25 and Rhodamine-Goat anti-Rabbit IgG



IP Result of anti-HMGA2 (IP:Catalog No:111477,

# HMGA2 antibody



Catalog Number: 111477

---

4ug; Detection:Catalog No:111477 1:1000) with NIH/3T3 cells lysate 3200ug.