

# EPB41 Polyclonal Antibody



Catalog Number: 161077

## Product name

EPB41 Polyclonal Antibody

## Specificity

Human, Mouse, Rat

## Antibody description

Polyclonal antibody to EPB41

## Preparation

Antigen: Recombinant fusion protein containing a sequence corresponding to amino acids 210-500 of human EPB41 (NP\_001159478.1).

## Formulation

PBS with 0.02% sodium azide, 50% glycerol, pH7.3.

## Storage

Store at -20°C. Avoid freeze / thaw cycles.

## Clonality

Polyclonal

## Ig Type

Rabbit IgG

## Applications

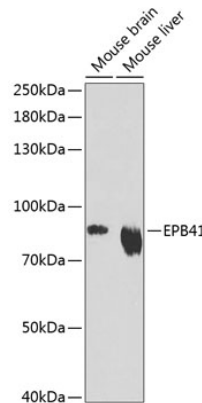
WB, IHC

## Dilutions

WB 1:500 - 1:2000

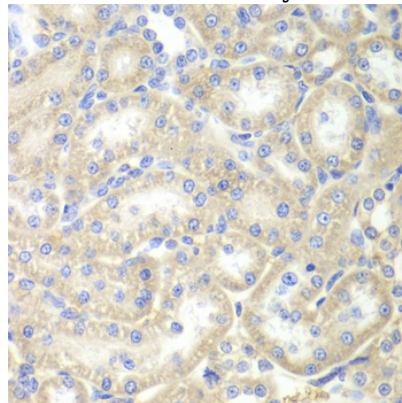
IHC 1:50 - 1:200

## Validations



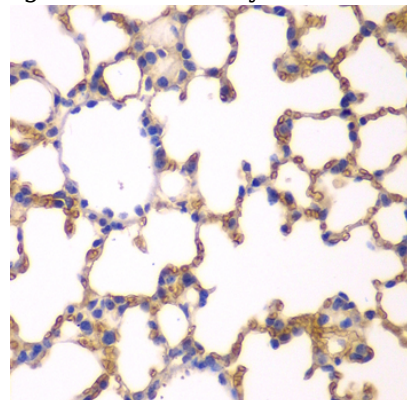
Western blot - EPB41 Polyclonal Antibody

Western blot analysis of extracts of various cell lines, using EPB41 Antibody at 1:1000 dilution. Secondary antibody: HRP Goat Anti-Rabbit IgG (H+L) at 1:10000 dilution. Lysates/proteins: 25ug per lane. Blocking buffer: 3% nonfat dry milk in TBST.



Immunohistochemistry - EPB41 Polyclonal Antibody

Immunohistochemistry of paraffin-embedded rat kidney using EPB41 antibody at dilution of 1:200



(40x lens).

# EPB41 Polyclonal Antibody



Catalog Number: 161077

---

Immunohistochemistry - EPB41 Polyclonal Antibody

Immunohistochemistry of paraffin-embedded mouse lung using EPB41 antibody at dilution of 1:200 (40x lens).