

UBXD2 antibody

Catalog Number: 116667

Product name

UBXD2 antibody

IHC: 1:20-1:200

IF: 1:10-1:100

Specificity

Human, Mouse, Rat; other species not tested.

Antibody description

UBXD2 Rabbit Polyclonal antibody. Positive IHC detected in human heart tissue. Positive IF detected in HepG2 cells. Positive WB detected in mouse heart tissue, mouse brain tissue. Observed molecular weight by Western-blot: 64-68kd

Preparation

This antibody was obtained by immunization of UBXD2 recombinant protein (Accession Number: NM_014607). Purification method: Antigen affinity purified.

Formulation

PBS with 0.02% sodium azide and 50% glycerol pH 7.3.

Storage

Store at -20°C. DO NOT ALIQUOT

Clonality

Polyclonal

Ig Type

Rabbit IgG

Applications


ELISA, WB, IF, IHC

Dilutions

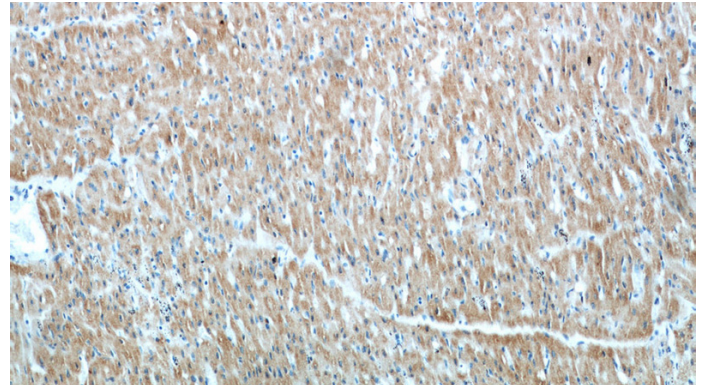
Recommended Dilution:

WB: 1:500-1:5000

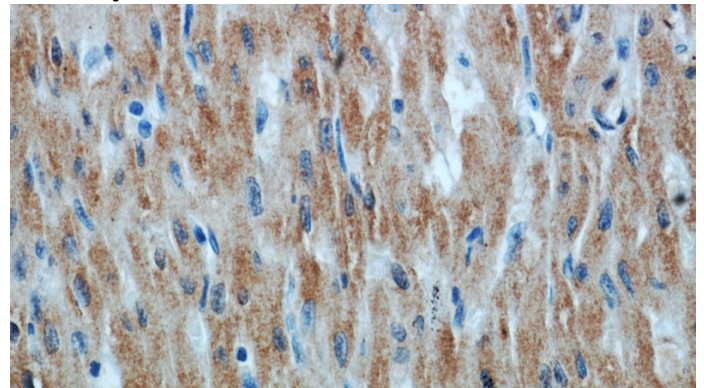
Validations



mouse heart tissue were subjected to SDS PAGE followed by western blot with Catalog No:116667(UBXN4 antibody) at dilution of 1:500



Immunohistochemical of paraffin-embedded human heart using Catalog No:116667(UBXN4 antibody) at dilution of 1:100 (under 10x lens)

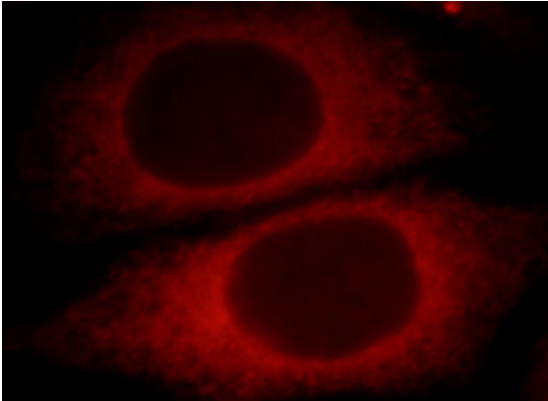


Immunohistochemical of paraffin-embedded human heart using Catalog No:116667(UBXN4

UBXD2 antibody

Catalog Number: 116667

antibody) at dilution of 1:100 (under 40x lens)



Immunofluorescent analysis of HepG2 cells, using UBXN4 antibody Catalog No:116667 at 1:25 dilution and Rhodamine-labeled goat anti-rabbit IgG (red).