

IFT27 antibody

Catalog Number: 111667

Product name

IFT27 antibody

IHC: 1:20-1:200

IF: 1:10-1:100

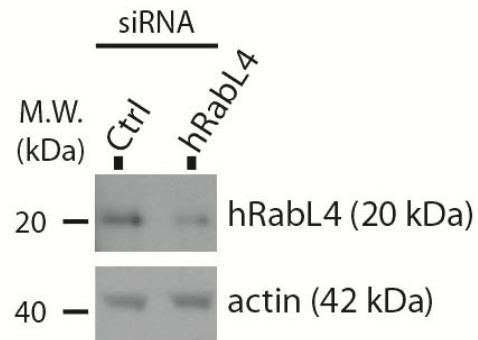
Specificity

Human; other species not tested.

Validations

Antibody description

IFT27 Rabbit Polyclonal antibody. Positive WB detected in human RPE cells. Positive IHC detected in human brain tissue, human testis tissue. Positive IF detected in hTERT-RPE1 cells. Observed molecular weight by Western-blot: 20 kDa



Human Retinal Pigment Epithelium (RPE) cells

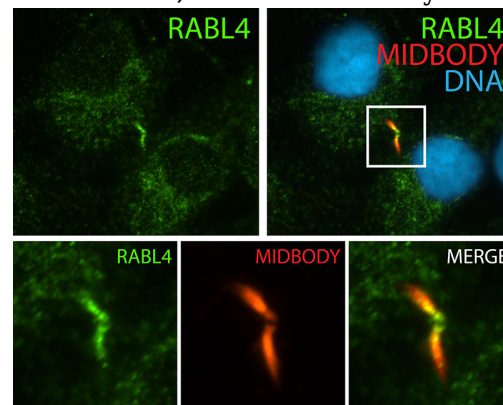
Preparation

This antibody was obtained by immunization of IFT27 recombinant protein (Accession Number: NM_001177701). Purification method: Antigen affinity purified.

WB result of anti-RABL4 (Catalog No:111667) with human RPE cells (siRNA and control) by Dr. Gerald Liew, Maxence Nachury's lab.

Formulation

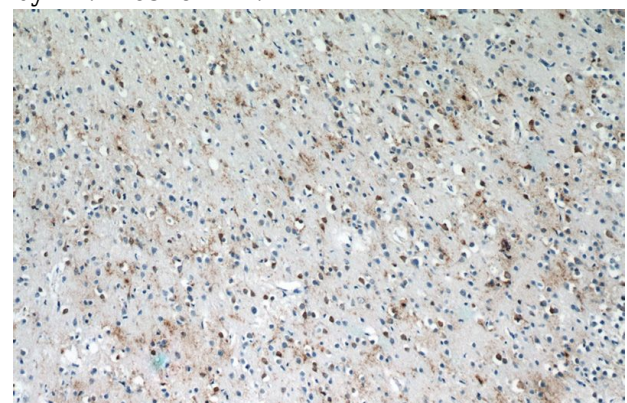
PBS with 0.1% sodium azide and 50% glycerol pH 7.3.



IF result (cytoplasm and the spindle midzone stain) of anti-RABL4 (IFT27, Catalog No:111667, 1:50) with telophase hTERT-RPE1 (MeOH fixed) by Dr. Moshe Kim.

Storage

Store at -20°C. DO NOT ALIQUOT



Clonality

Polyclonal

Ig Type

Rabbit IgG

Applications

ELISA, WB, IF, IHC

Dilutions

Recommended Dilution:

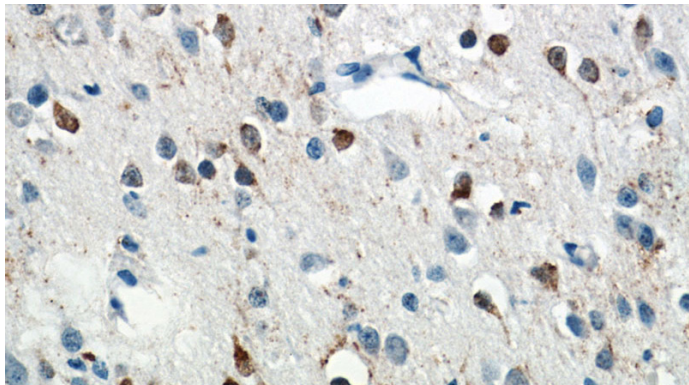
WB: 1:200-1:2000

Immunohistochemistry of paraffin-embedded

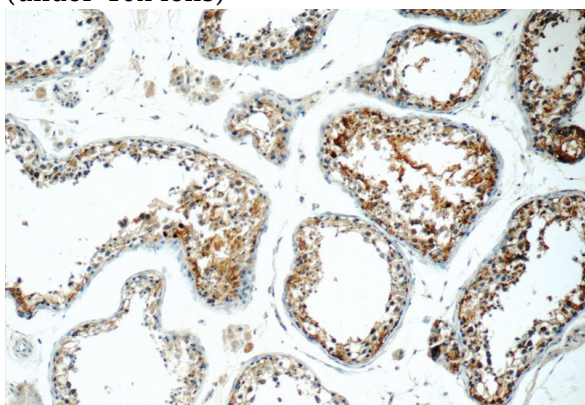
IFT27 antibody

Catalog Number: 111667

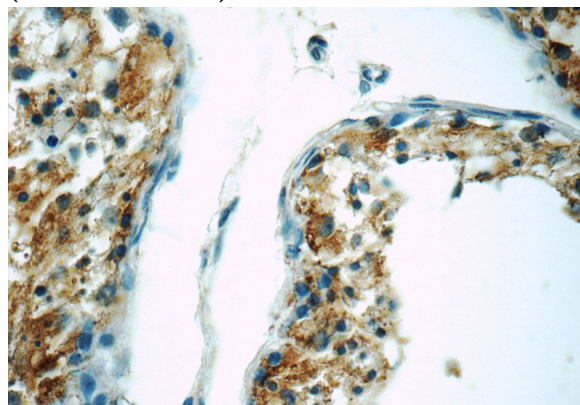
human brain tissue slide using Catalog No:111667(RABL4 Antibody) at dilution of 1:50 (under 10x lens)



Immunohistochemistry of paraffin-embedded human brain tissue slide using Catalog No:111667(RABL4 Antibody) at dilution of 1:50 (under 40x lens)



Immunohistochemistry of paraffin-embedded human testis tissue slide using Catalog No:111667(RABL4 Antibody) at dilution of 1:50 (under 10x lens)



Immunohistochemistry of paraffin-embedded human testis tissue slide using Catalog No:111667(RABL4 Antibody) at dilution of 1:50 (under 40x lens)