

# GHRHR antibody

Catalog Number: 110967

## Product name

GHRHR antibody

## Specificity

Human, Mouse, Rat; other species not tested.

## Antibody description

GHRHR Rabbit Polyclonal antibody. Positive IHC detected in human kidney tissue. Positive WB detected in HEK-293 cells. Observed molecular weight by Western-blot: 48 kDa

## Preparation

This antibody was obtained by immunization of Peptide (Accession Number: NM\_000823). Purification method: Antigen affinity purified.

## Formulation

PBS with 0.02% sodium azide and 50% glycerol pH 7.3.

## Storage

Store at -20°C. DO NOT ALIQUOT

## Clonality

Polyclonal

## Ig Type

Rabbit IgG

## Applications

ELISA, WB, IHC


## Dilutions

Recommended Dilution:

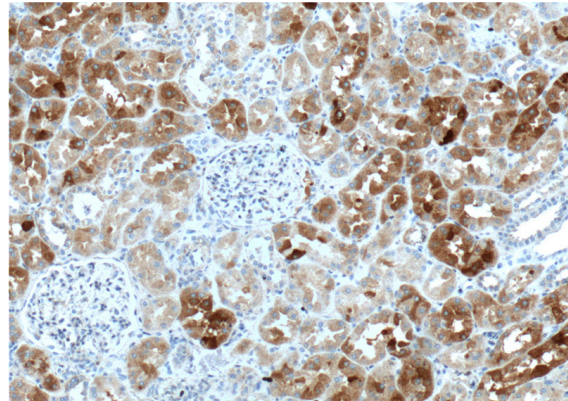
WB: 1:200-1:2000

IHC: 1:50-1:500

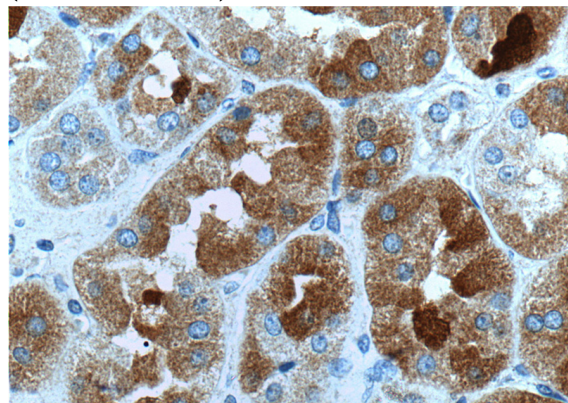
## Validations



HEK-293 cells were subjected to SDS PAGE followed by western blot with Catalog No:110967(GHRHR antibody) at dilution of 1:500



Immunohistochemistry of paraffin-embedded human kidney tissue slide using Catalog No:110967(GHRHR Antibody) at dilution of 1:100 (under 10x lens).



Immunohistochemistry of paraffin-embedded human kidney tissue slide using Catalog No:110967(GHRHR Antibody) at dilution of 1:100 (under 40x lens).