

ARPC4 antibody

Catalog Number: 108167

Product name

ARPC4 antibody

WB: 1:500-1:5000

IHC: 1:20-1:200

Specificity

Human, Mouse, Rat; other species not tested.

Antibody description

ARPC4 Rabbit Polyclonal antibody. Positive IHC detected in human testis tissue, human lung cancer tissue. Positive WB detected in mouse brain tissue, human brain tissue, human placenta tissue, mouse cerebellum tissue, mouse small intestine tissue, rat lymph tissue. Observed molecular weight by Western-blot: 19-25 kDa

Preparation

This antibody was obtained by immunization of ARPC4 recombinant protein (Accession Number: NM_001024960). Purification method: Antigen affinity purified.

Formulation

PBS with 0.1% sodium azide and 50% glycerol pH 7.3.

Storage

Store at -20°C. DO NOT ALIQUOT

Clonality

Polyclonal

Ig Type

Rabbit IgG

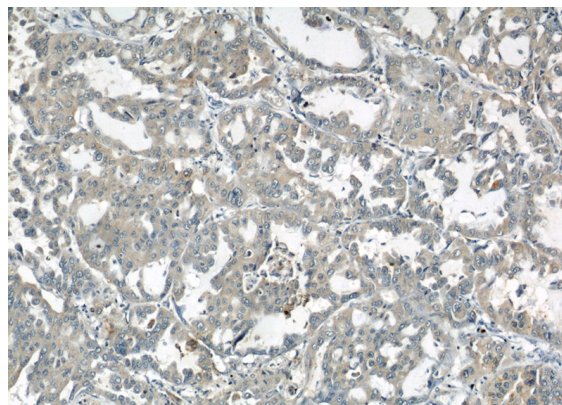
Applications

ELISA, IHC, WB

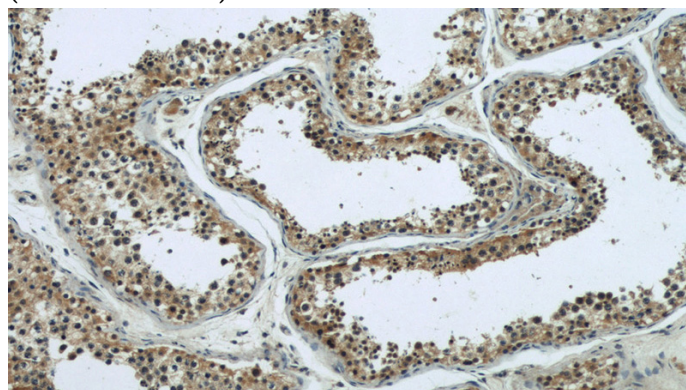
Dilutions

Recommended Dilution:


Validations



Immunohistochemical of paraffin-embedded human lung cancer using Catalog No:108167(ARPC4 antibody) at dilution of 1:50 (under 10x lens)



Immunohistochemical of paraffin-embedded human testis using Catalog No:108167(ARPC4 antibody) at dilution of 1:50 (under 10x lens)



mouse brain tissue were subjected to SDS PAGE

ARPC4 antibody



Catalog Number: 108167

followed by western blot with Catalog

No:108167(ARPC4 Antibody) at dilution of 1:1000