

Rubicon antibody

Catalog Number: 114867

Product name

Rubicon antibody

Immunogen

[Human KIAA0226 Recombinant protein \(His tag\)](#)

Specificity

Human, Mouse, Rat; other species not tested.

Antibody description

Rubicon Rabbit Polyclonal antibody. Positive WB detected in mouse liver tissue, A549 cells, HeLa cells. Positive IHC detected in human testis tissue, human tonsillitis tissue. Observed molecular weight by Western-blot: 110-130 kDa

Preparation

This antibody was obtained by immunization of Rubicon recombinant protein (Accession Number: BC033615). Purification method: Antigen affinity purified.

Formulation

PBS with 0.02% sodium azide and 50% glycerol pH 7.3.

Storage

Store at -20°C. DO NOT ALIQUOT

Clonality

Polyclonal

Ig Type

Rabbit IgG

Applications

ELISA, WB, IHC


Dilutions

Recommended Dilution:

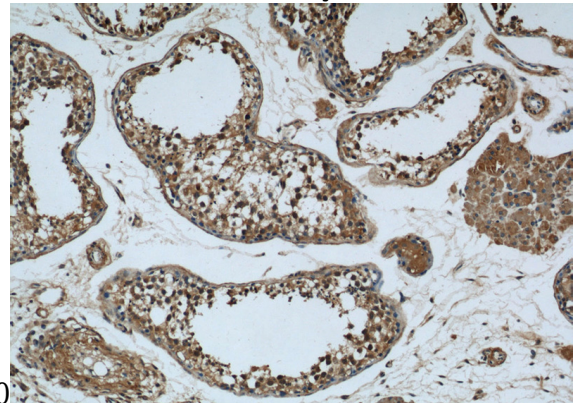
WB: 1:500-1:5000

IHC: 1:20-1:200

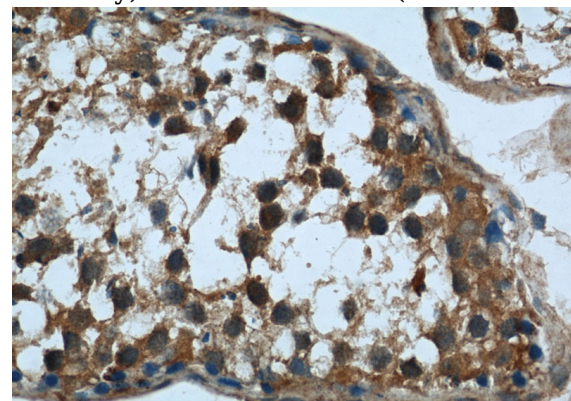
Validations



mouse liver tissue were subjected to SDS PAGE followed by western blot with Catalog No:114867(KIAA0226 antibody) at dilution of



1:1000
Immunohistochemical of paraffin-embedded human testis using Catalog No:114867(KIAA0226 antibody) at dilution of 1:50 (under 10x lens)



Rubicon antibody



Catalog Number: 114867

Immunohistochemical of paraffin-embedded

human testis using Catalog No:114867(KIAA0226 antibody) at dilution of 1:50 (under 40x lens)