

BMPR1A antibody

Catalog Number: 108467

Product name

BMPR1A antibody

IP: 1:200-1:2000

IF: 1:10-1:100


Specificity

Human; other species not tested.

Validations

Antibody description

BMPR1A Rabbit Polyclonal antibody. Positive IF detected in HeLa cells. Positive WB detected in human skeletal muscle tissue, HEK-293 cells, human heart tissue. Positive IP detected in HEK-293 cells. Observed molecular weight by Western-blot: 60 kDa



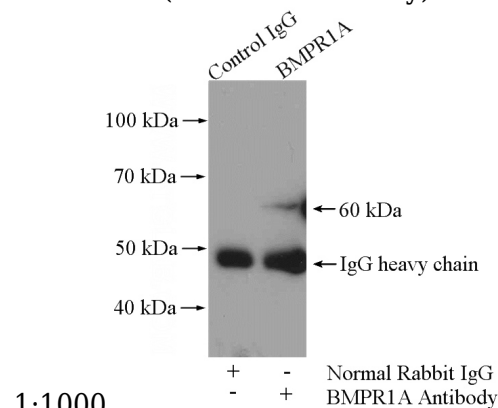
Preparation

This antibody was obtained by immunization of BMPR1A recombinant protein (Accession Number: NM_001406563). Purification method: Antigen affinity purified.

human skeletal muscle tissue were subjected to SDS PAGE followed by western blot with Catalog No:117202(BMPR1A Antibody) at dilution of

Formulation

PBS with 0.1% sodium azide and 50% glycerol pH 7.3.



Storage

Store at -20°C. DO NOT ALIQUOT

1:1000

Clonality

Polyclonal

IP Result of anti-BMPR1A (IP:Catalog No:117202, 4ug; Detection:Catalog No:117202 1:500) with HEK-293 cells lysate 2000ug.

Ig Type

Rabbit IgG

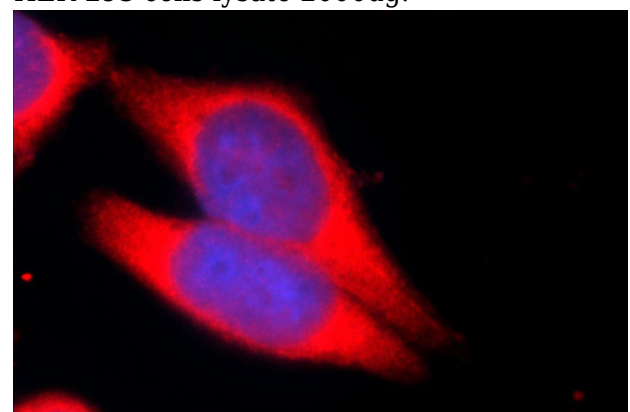
Applications

ELISA, WB, IF, IP

Dilutions

Recommended Dilution:

WB: 1:500-1:5000



Immunofluorescent analysis of HeLa cells using

BMPR1A antibody



Catalog Number: 108467

Catalog No:117202(BMPR1A Antibody) at dilution of 1:25 and Alexa Fluor 594-conjugated AffiniPure Goat Anti-Rabbit IgG(H+L)