

HRSP12 antibody

Catalog Number: 111467

Product name

HRSP12 antibody

Specificity

Human, Rat; other species not tested.

Antibody description

HRSP12 Rabbit Polyclonal antibody. Positive WB detected in human liver tissue. Positive IHC detected in human liver cancer tissue. Observed molecular weight by Western-blot: 14.5kd

Preparation

This antibody was obtained by immunization of HRSP12 recombinant protein (Accession Number: NM_005836). Purification method: Antigen affinity purified.

Formulation

PBS with 0.1% sodium azide and 50% glycerol pH 7.3.

Storage

Store at -20°C. DO NOT ALIQUOT

Clonality

Polyclonal

Ig Type

Rabbit IgG

Applications

ELISA, WB, IHC


Dilutions

Recommended Dilution:

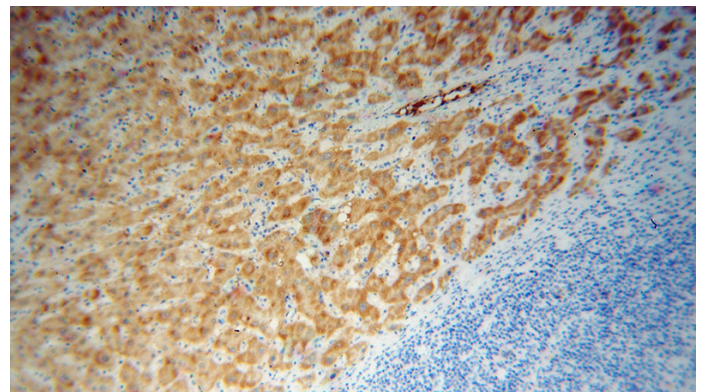
WB: 1:500-1:5000

IHC: 1:20-1:200

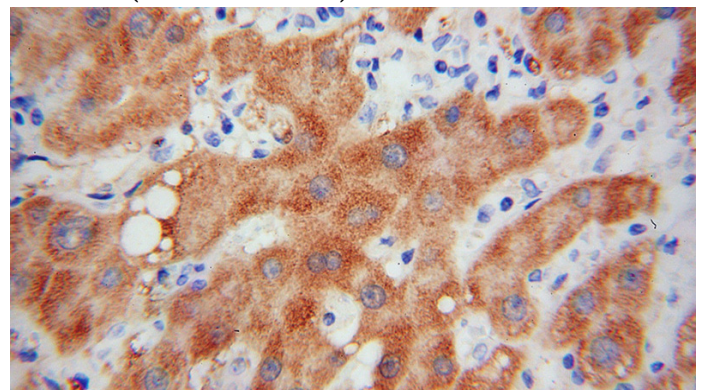
Validations



human liver tissue were subjected to SDS PAGE followed by western blot with Catalog No:111467(UK114; HRSP12 antibody) at dilution of 1:300



Immunohistochemical of paraffin-embedded human liver cancer using Catalog No:111467(UK114; HRSP12 antibody) at dilution of 1:100 (under 10x lens)



Immunohistochemical of paraffin-embedded human liver cancer using Catalog No:111467(UK114; HRSP12 antibody) at dilution of 1:100 (under 40x lens)